

Biglia

PARTS LIST

420 SLL

.....

SPECIALISTS IN TURNING



.....

PARTS LIS

MODEL:

420 SLL

MACHINE	
Type	_____
Serial No.	_____
Wiring Diagram	_____
Date	_____
Signature	_____

INDEX B420-SLL

DATE	01/01/2099
EDITION:	M.R. B420-SLL 6

ITEM	1	MACHINE STRUCTURE		
10.20.46.00	7	MACHINE BED ASSEMBLY	13/09/2001	1
10.66.01.00	3	MACHINE BED ADJUSTMENT ASSEMBLY	01/10/1999	7
10.21.26.00	0	130 HEADSTOCK ASSEMBLY	10/06/1999	1
10.76.40.00	5	OUTSIDE FAIRING ASSEMBLY	17/11/2003	1
10.77.24.00	6	INT. PROTECTION ASSEMBLY	10/12/2001	1
10.65.11.00	1	KEYBOARD ASSEMBLY	16/06/2000	1
10.67.65.00	0	MICRO-SWITCH APPLICATION ASSEMBLY	30/09/1999	1
10.72.05.06	8	TANK END SWARF-CONVEYOR ASSEMBLY	30/04/2003	1
ITEM	2	SLIDE AND UNIT		
10.24.42.00.1	5	"X"- "Z" SLIDE ASSEMBLY	17/07/2001	1
10.68.35.00	3	"X" AXIS DRIVE ASSEMBLY	18/10/2001	1
10.68.36.00	3	"Z" AXIS DRIVE ASSEMBLY	25/10/2001	1
10.68.32.00	1	JOINT ASSEMBLY TYPE "ARPEX" SIZE 102 NN 35-20	18/02/1998	2
10.24.44.00	9	"Z2" E "X2" SLIDE ASSEMBLY	08/07/2002	1
10.36.61.00	0	"X2" DRIVE ASSEMBLY	20/05/1999	1
10.68.44.00	4	"X2" AXIS DRIVE ASSEMBLY	25/06/2003	1
10.68.68.00	1	"Z2" AXIS DRIVE ASSEMBLY	18/10/2001	1
10.68.33.00	1	JOINT ASSEMBLY TYPE "ARPEX" SIZE 80 NN 16-20	18/02/1998	2
ITEM	3	ASA 5" MAIN SPINDLE		
10.37.75.00	4	150 ASA 5" SPINDLE ASSEMBLY	24/09/2002	1
10.92.29.00	0	AUTOBLOK VN 102/46 CYLINDER APPLICATION	06/03/2001	1
10.86.10.00	1	ASA 5" FLANGE ASSEMBLY	15/05/2000	1
10.36.59.00	1	"ASA5" SPINDLE DRIVE ASSEMBLY	10/11/2000	1
10.67.73.00	2	PHONIC-WHELL ASA 5" APPLICATION	25/05/2001	1
10.40.37.00	2	BRAKE APPLICATION ASSEMBLY	10/10/2000	1
ITEM	4	TURRET		
10.54.55.00	2	TOOL-HOLDING PLATE ASSEMBLY	30/11/2001	1
ITEM	5	MOTORIZED TURRET		
10.48.26.00.2	2	ELECTRIC TURRET ASSEMBLY	17/03/2003	1
10.47.87.00	1	TURRET APPLICATION ASSEMBLY	29/06/2000	1
10.54.54.00	1	MOTOR-DRIVEN TOOL-HOLDING PLATE ASSEMBLY	21/11/1997	1
10.83.10.00	5	TURRET MOTORIZATION ASSEMBLY	13/03/2002	1
10.83.11.00	8	MOTOR-TURRET TRASMISSION H 122 ASSEMBLY	30/11/2001	1
10.83.14.00	0	TURRET DRIVE ASSEMBLY	22/01/1998	1
10.54.44.00	1	PLUG ASSEMBLY	25/09/1996	12
10.48.29.00.1	1	ELECTRIC TURRET APPLICATION ASSEMBLY	07/10/2002	1
10.83.17.00	0	INFERIOR TURRET DRIVE ASSEMBLY	23/11/1998	1
10.83.20.00	5	TURRET DRIVE ASSEMBLY	25/11/2002	1

INDEX B420-SLL

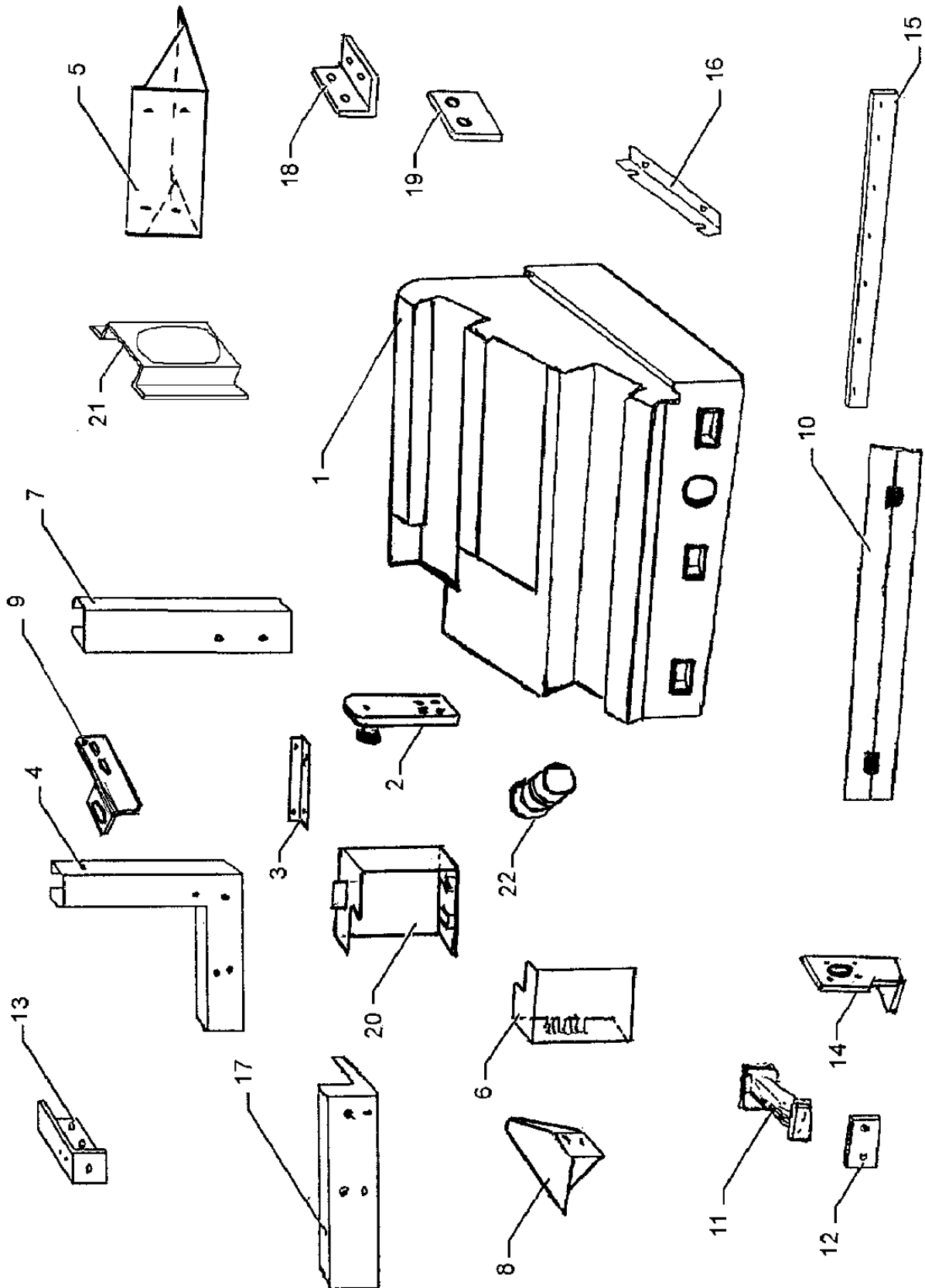
DATE	01/01/2099
EDITION:	M.R. B420-SLL 6

ITEM	7	SUB SPINDLE		
10.24.46.00	7	SUB-SPINDLE ASSEMBLY	20/05/2002	1
10.77.23.00	19	"Z2" SUB SPINDLE PROTECTION ASSEMBLY	01/07/2003	1
10.68.662.00	0	"B" AXIS DRIVE ASSEMBLY	18/10/2001	1
10.68.32.00	1	JOINT ASSEMBLY TYPE "ARPEX" SIZE 102 NN 35-20	18/02/1998	1
10.40.45.00	0	BRAKE APPLICATION	10/10/2000	1
ITEM	8	ASA 5" SUB SPINDLE		
10.37.75.00	4	150 ASA 5" SPINDLE ASSEMBLY	24/09/2002	1
10.92.30.00	0	ASA 5" CYLINDER APPLICATION	06/03/2001	1
10.86.14.00	0	FLANGE ASSEMBLY	13/02/2002	1
10.36.71.00	0	SUB-SPINDLE DRIVE ASSEMBLY	21/01/2003	1
10.67.73.00	2	PHONIC-WHELL ASA 5" APPLICATION	25/05/2001	1
10.39.12.00	0	PNEUMATIC EJECTOR ASSEMBLY	06/03/2001	1
ITEM	9	COOLANT PLANT		
10.79.21.00	2	COOLANT UNIT DIAGRAM	06/03/2001	1
10.79.20.00	2	REFRIGERATION PLANT	23/02/2001	1
42.01.29.00	2	FILTER F-PH40 ASSEMBLY	23/02/2001	1
10.79.08.00.1	2	9 BAR PUMP APPLICATION ASSEMBLY	13/09/2002	1
10.79.10.00	0	MOTOR-DRIVER PUMP APPLICATION ASSEMBLY	30/04/1996	2
10.79.29.00	0	19 BAR PUMP APPLICATION	06/03/2003	1
10.79.31.00	0	COOLANT UNIT DIAGRAM	06/03/2003	1
ITEM	10	LUBRICATION PLANT		
10.80.18.00	6	LUBRICATOR PLANT ASSEMBLY	10/11/2003	1
ITEM	11	HYDRAULIC PLANT		
T052-00015A	0	HYDRAULIC UNIT	12/07/2000	1
10.81.26.01	4	PIPE ASSEMBLY	15/03/2001	1
10.81.19.45	1	FRONTAL DN 50 OIL PRESSURE GAUGE ASSEMBLY	21/09/1998	4
10.81.19.56	1	R.H. HYDRAULIC BAR ASSEMBLY	13/01/2000	1
10.81.19.57	2	L.H. HYDRAULIC BAR ASSEMBLY	22/06/2000	1
10.81.19.59	0	HYDRAULIC BAR ASSEMBLY	22/06/2000	1
10.81.19.60	0	HYDRAULIC BAR ASSEMBLY	22/06/2000	1
10.81.19.18	1	HEAT EXACHANGER ASSEMBLY	07/06/2000	1
ITEM	12	PNEUMATIC PLANT		
10.82.13.00	0	PNEUMATIC SYSTEM	21/12/1999	1
10.82.02.04	0	FILTER AIR PLANT ASSEMBLY	21/03/1997	1
10.82.11.10	1	POSITION 4 PNEUMATIC PLATE ASSEMBLY	23/04/2002	1
10.82.11.05	0	PNEUMATIC ELETROVALV APPLICATION ASSEMBLY	21/09/1998	1
10.82.11.06	0	PNEUMATIC PLATE ASSEMBLY	09/05/1997	1

INDEX B420-SLL

DATE	01/01/2099
EDITION:	M.R. B420-SLL 6

ITEM	14	EQUIPMENT		
10.78.27.00	4	DRIVE CARRIAGE ASSEMBLY	28/06/2002	1
10.78.22.00	2	COLLET AND ARRESTER ASSEMBLY	25/07/2000	1
10.43.09.00	7	DISCHARGER ASSEMBLY: SLIDE	15/12/2003	1
10.43.10.00	3	BOX ASSEMBLY	15/12/2003	1
10.59.27.00	5	CONVEYOR BELT ASSEMBLY	19/04/2001	1
10.60.72.00	1	"RENISCHAW" TOOL-SETTER UNIT ASSEMBLY	14/02/2000	1
T012-00041	1	ASPIROFILTER AS3 CE/N MIST EXTRACTOR	03/07/2002	1
10.76.42.00	0	DOOR APERTURE ASSEMBLY	09/05/2000	1
10.76.15.00	0	MAGNETIC RELEASE ASSEMBLY	03/04/1996	1
ITEM	20	DIFFERENT PARTS		
10.96.21.00	1	PARTS ASSEMBLY	10/11/2000	1





Description
MACHINE BED ASSEMBLY

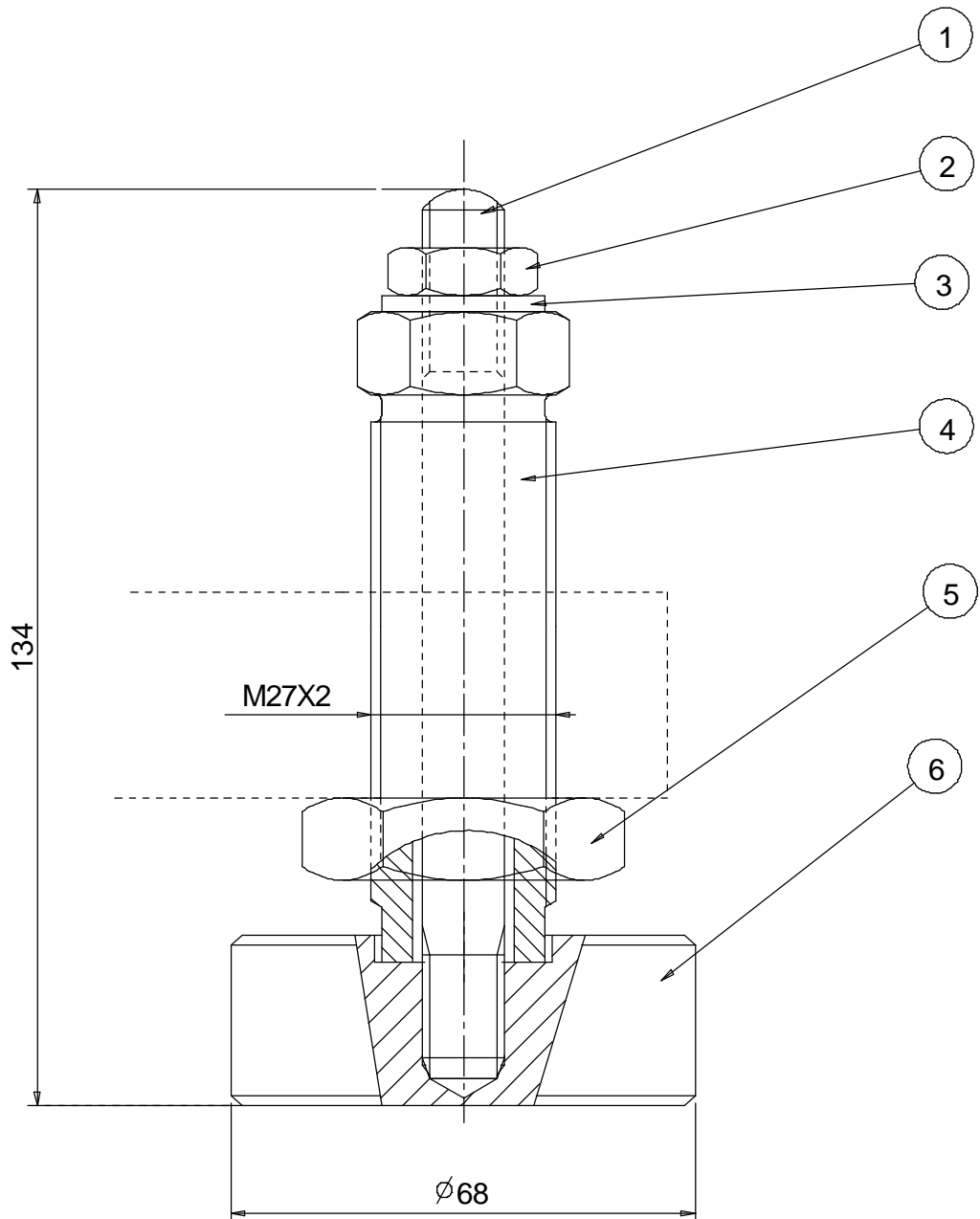
N.dis. **10.20.46.00**

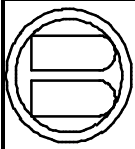
I.M. **7**

Capitolo **I**

Data **13/09/2001**

PO	CODE	I.M.	CONSTRUCTOR	DESCRIPTION CONSTRUCTOR CODE	QU.
1	10.20.46.01.1	4		MACHINE BED	1
2	10.20.46.19	0		PLATE	1
3	10.20.46.06	1		BRACKET	1
4	10.20.46.04	4		REAR ELECTRIC CABINET SUPPORT	1
5	10.20.46.24	3		SUPPORT BRACKET	1
6	10.20.46.32	2		COVER	1
7	10.20.46.08	1		SUPPORT	1
8	10.20.46.09	2		INF. SUPPORT	1
9	10.20.46.10	1		SUPPORT WHEEL BRACKET	2
10	10.20.46.11.1	1		DRIP	1
11	10.20.46.13.1	1		GUIDE SUPPORT	1
12	10.20.46.14	0		GUIDE SPACER	1
13	10.20.46.15	1		GUARD SUPPORT	1
14	10.20.46.18	2		TOOL-SETTER SUPPORT	1
15	10.20.46.20.1	2		FRONT GUARD	1
16	10.20.46.21	3		CABIN SUPPORT	1
17	10.20.46.29	3		INF. ELECTRIC CABINET SUPPORT	1
18	10.66.07.01	1		BRACKET	3
19	10.20.46.25	0		PLATE	3
20	10.20.46.31	1		TRANSFORMER SUPPORT	1
21	10.20.46.33	2		COVER	1
22	10.20.46.34	2		PIPE	1
23	10.53.51.15	1		PIN	2
24	T201-00012	0		WASHER UNI 6592 13x24	2
25	T073-00130	0	SKF	RADIAL BEARING 6002-2RS1	2
26	T075-00004	0		NUT UNI 5588 M 12	2
27	T201-00138	0		WASHER PS 16x22x2	2
28	T007-00141	0		SEEGER RING UNI 7435 15 E	2



**Biglia***Description***MACHINE BED ADJUSTMENT
ASSEMBLY***N.dis.* **10.66.01.00**I.M. **3***Capitolo* **1***Data* **01/10/1999**

PO	CODE	I.M.	CONSTRUCTOR	DESCRIPTION CONSTRUCTOR CODE	QU.
1	T252-00789	0		SCREW UNI 5911 M 12x130	1
2	T075-00005	0		NUT UNI 5589 M 12	1
3	T201-00012	0		WASHER UNI 6592 13x24	1
4	10.66.01.02	1		LEVELING BLOCKS	1
5	T075-00103	0		NUT UNI 5589 M 27x2	1
6	10.66.01.01	2		SUPPORT DISK	1



Biglia

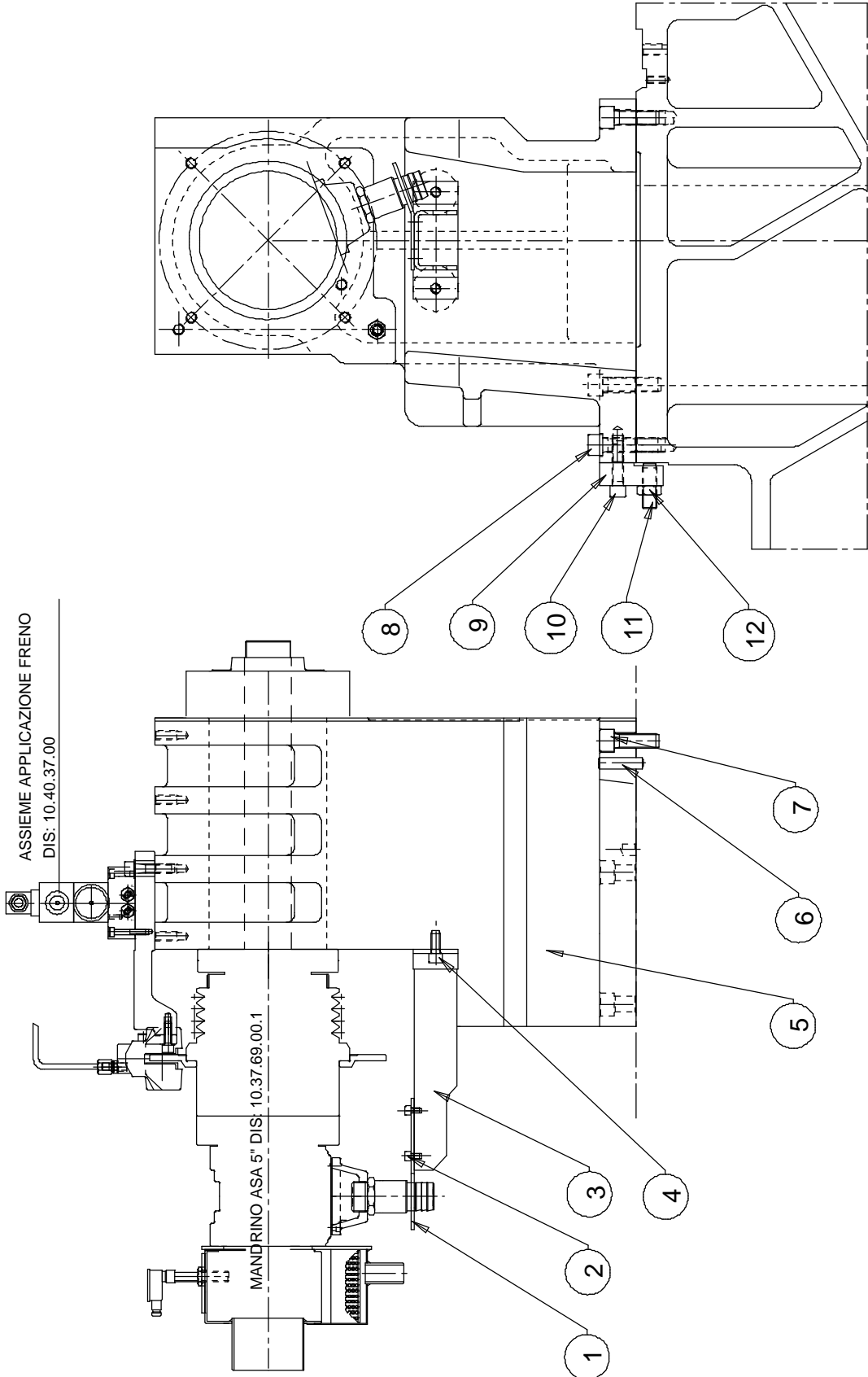
Description
130 HEADSTOCK ASSEMBLY

N.dis. **10.21.26.00**

I.M. **0**

Capitolo **1**

Data **10/06/1999**





Description
130 HEADSTOCK ASSEMBLY

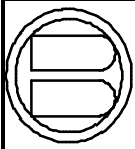
N.dis. **10.21.26.00**

I.M. **0**

Capitolo **I**

Data **10/06/1999**

PO	CODE	I.M.	CONSTRUCTOR	DESCRIPTION CONSTRUCTOR CODE	QU.
1	10.20.43.06	0		ANTIROTATION BRACKET	1
2	T252-00370	0		SCREW UNI 5931 M 6x12	4
3	10.20.35.13	4		BRACKET	1
4	T252-00255	0		SCREW UNI 5931 M 10x25	2
5	10.21.26.01	5		D.150 HEADSTOCK	1
6	T226-00175	0		TAPPER PIN UNI 7284 12x50	2
7	T252-00305	0		SCREW UNI 5931 M 16x50	3
8	T252-00308	0		SCREW UNI 5931 M 16x65	4
9	10.21.27.02	1		DOWEL	2
10	T252-00286	0		SCREW UNI 5931 M 12x50	4
11	T252-00628	0		SCREW UNI 5923 M 16x50	2
12	T075-00010	0		NUT UNI 5588 M 16	2



Biglia

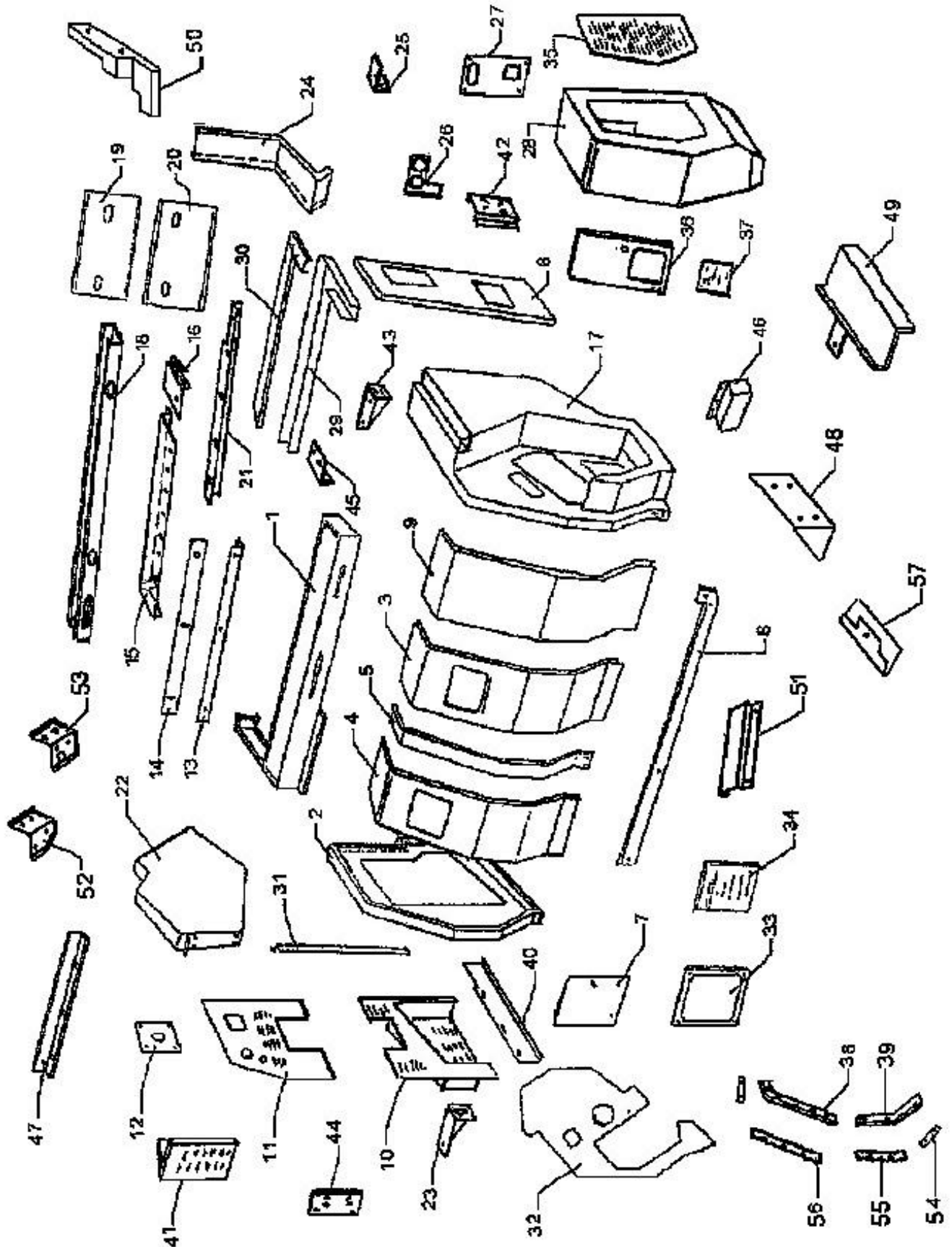
Description
OUTSIDE FAIRING ASSEMBLY

N.dis. **10.76.40.00**

I.M. **5**

Capitolo **1**

Data **17/11/2003**





Description
OUTSIDE FAIRING ASSEMBLY

N.dis. **10.76.40.00**

I.M. **5**

Capitolo **1**

Data **17/11/2003**

PO	CODE	I.M.	CONSTRUCTOR	DESCRIPTION CONSTRUCTOR CODE	QU.
1	10.76.41.26	1		UPPER PANEL	1
2	10.76.38.02	5		SPINDLE LATERAL PANEL	1
3	10.76.38.03	1		L.H. DOOR	1
4	10.76.38.06	1		PANEL	1
5	10.76.38.04	4		PANEL	1
6	10.76.38.15	8		REAR LATERAL PANEL	1
7	10.76.38.07	1		DOOR	1
8	10.76.38.08	2		ROLLER SLIDE	1
9	10.76.38.09	0		R.H. DOOR	1
10	10.76.40.03	1		REMOVAL PANEL	1
11	10.76.40.04	2		UPPER REMOVAL PANEL	1
12	10.76.38.59	2		COVER	1
13	10.76.38.46	0		UPPER ROLLER SLIDE	1
14	10.76.38.47	0		LABYRINTH	1
15	10.76.38.34	3		UPPER GUARD	1
16	10.76.38.58	1		LABYRINTH	1
17	10.76.38.10	11		SUB SPINDLE LATERAL PANEL	1
18	10.76.38.33	2		SUPPORT BEAM	1
19	10.76.38.16	0		UPPER REAR PANEL	1
20	10.76.38.17	2		INF. REAR PANEL	1
21	10.76.38.35	3		LABYRINTH	1
22	10.76.40.02	3		GUARD SUPPORT	1
23	10.76.40.06	0		BRACKET	2
24	10.76.38.44	1		SCRAPER SUPPORT	1
25	10.76.38.42	2		PANEL SUPPORT	1
26	10.76.38.26	3		PRESSURE GAUGE SUPPORT GUARD	1
27	10.76.38.50	2		SLIDING PROTECTION GUARD	1
28	10.76.38.37	4		ARRESTER-SLIDING GUARD	1
29	10.76.38.19	1		RECEWAY	1
30	10.76.38.20	0		COVER	1



Description
OUTSIDE FAIRING ASSEMBLY

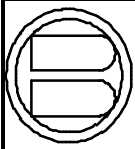
N.dis. **10.76.40.00**

I.M. **5**

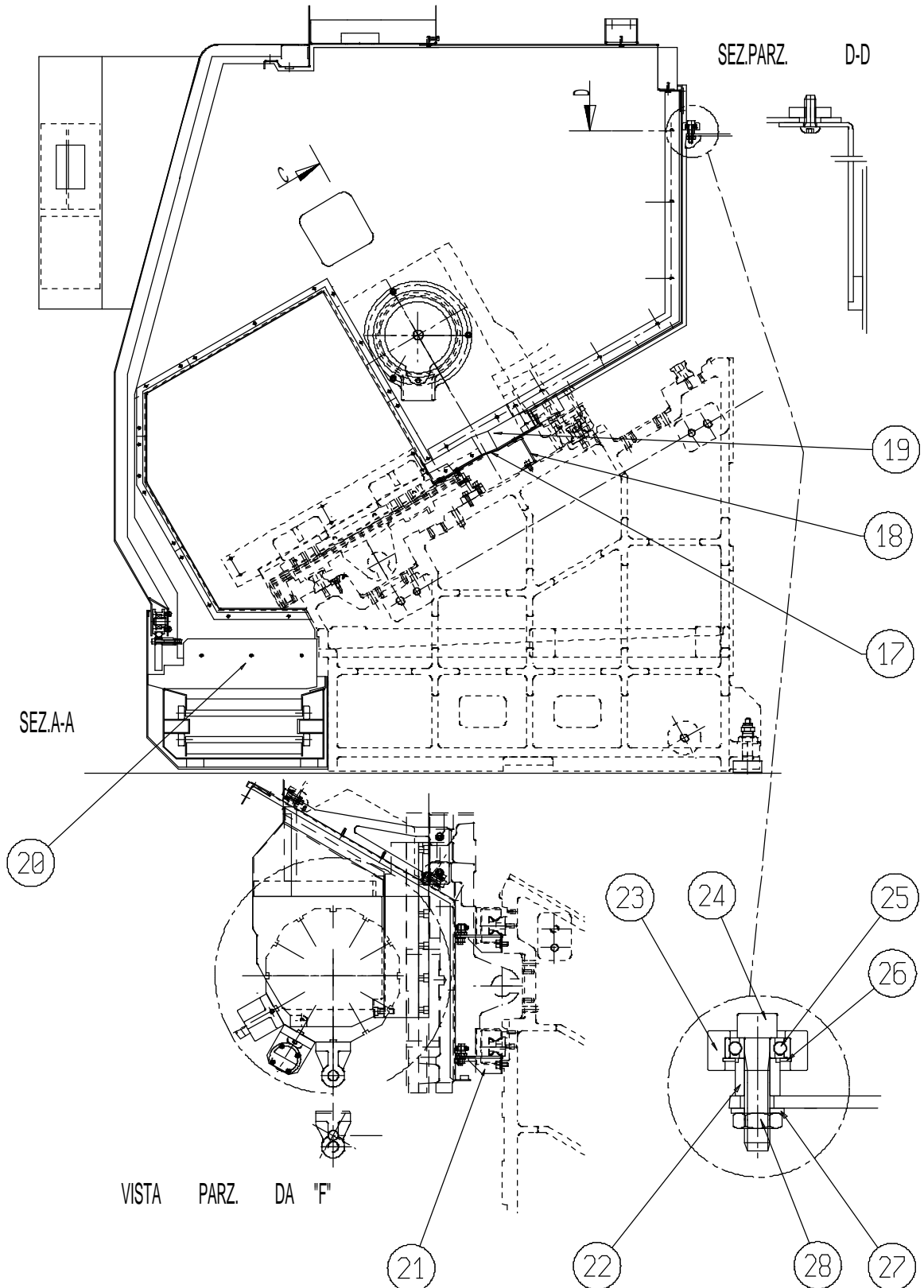
Capitolo **1**

Data **17/11/2003**

31	10.76.38.18	0		PANEL SUPPORT BRACKET	1
32	10.76.40.01	4		GUARD	1
33	10.76.31.42	0		GLASS FRAME	1
34	10.76.31.24	1		410x360 L.H. DOOR GLASS	1
35	10.76.38.38	1		COVER	1
36	10.76.38.57	0		GUARD	1
37	10.76.38.56	0		GLASS	1
38	10.76.38.54	1		UPPER SCRAPER	1
39	10.76.38.55	1		L.H. DOOR SCRAPER	1
40	10.76.38.53	1		UPPER GUARD	1
41	10.76.38.52	1		PANEL	1
42	10.76.38.27	1		BAR SUPPORT	1
43	10.76.38.41	1		CABIN SUPPORT	1
44	10.76.38.29	2		SUPPORT PLATE	1
45	10.53.95.37	2		SUPPORT BRACKET	1
46	10.76.38.45	0		PANEL PROTECTION	1
47	10.76.38.48	0		SUPPORT	1
48	10.76.38.61	1		HEAT EXCHANGER SUPPORT	1
49	10.76.38.62	0		DRIP	1
50	10.76.38.60	0		GUARD	1
51	10.76.38.64	1		UNION BEAM	1
52	10.76.38.65	0		BAR SUPPORT	1
53	10.78.20.05	0		MICRO SUPPORT BRACKET	1
54	10.77.27.12	0		SCRAPERS FLAT	2
55	10.76.38.66	0		SCRAPERS FLAT	1
56	10.76.38.67	0		SCRAPERS FLAT	1
57	10.76.38.68	1		SLIDING	1
58	10.76.38.25	0		ROLLER SPACER	4
59	10.76.38.24	1		SPACER	1
60	10.76.38.23	0		SPACER BLOCK	1
61	10.76.01.06	2		DOOR ROLLER	1
62	10.76.09.05	0	BIGLIA	ROLLER SUPPORT	4

**Biglia***Description*
OUTSIDE FAIRING ASSEMBLY*N.dis.* **10.76.40.00**I.M. **5***Capitolo* **1***Data* **17/11/2003**

63	10.96.01.16	0		RUBBER NAIL	6
64	T073-00129	0	SKF	RADIAL BEARING 6001-2RS1	4
65	T073-00161	0	SKF	RADIAL BEARING 6202-2RS1	4
66	T007-00191	0		SEEGER RING UNI 7437 35 I	4
67	T007-00141	0		SEEGER RING UNI 7435 15 E	4
68	T201-00045	0		WASHER SS 15x22x1.5	4
69	T137-00013	1	SOUTHCO	HANDLE P2-44 POCKET PULL	4
70	T137-00010	0	ELESA	HANDLE M243/200	1
71	T053-00002	0	EMKA	HINGE 1056-U3	6





Biglia

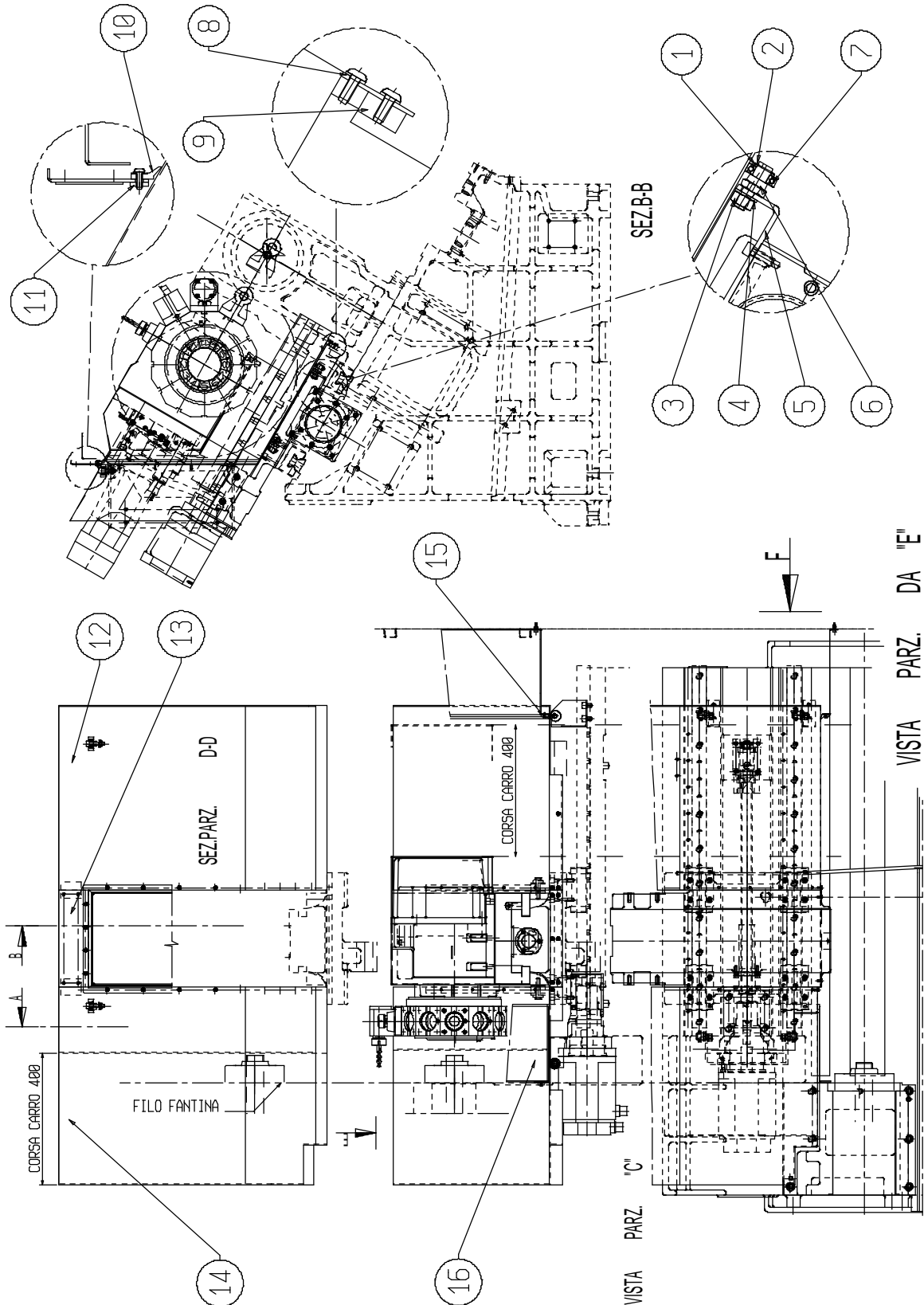
Description
INT. PROTECTION ASSEMBLY

N.dis. **10.77.24.00**

I.M. **6**

Capitolo **1**

Data **10/12/2001**





Description
INT. PROTECTION ASSEMBLY

N.dis. **10.77.24.00**

I.M. **6**

Capitolo **1**

Data **10/12/2001**

PO	CODE	I.M.	CONSTRUCTOR	DESCRIPTION CONSTRUCTOR CODE	QU.
1	T201-00138	0		WASHER PS 16x22x2	2
2	T007-00141	0		SEEGER RING UNI 7435 15 E	2
3	T075-00004	0		NUT UNI 5588 M 12	2
4	T201-00012	0		WASHER UNI 6592 13x24	2
5	10.77.18.14	1		ROLLER SUPPORT	1
6	10.53.51.15	1		PIN	2
7	T073-00130	0	SKF	RADIAL BEARING 6002-2RS1	2
8	10.77.25.07	0		FRONT PROTECTION	1
9	10.77.25.08	0		FRONT BLOCK	1
10	10.77.18.07	1		SCRAPER	1
11	10.77.18.12	2		SCRAPERS FLAT	1
12	10.77.24.02	2		R.H. SLIDING PROTECTION	1
13	10.77.24.03	1		UNION GUARD	1
14	10.77.24.01	0		L.H. SLIDING PROTECTION	1
15	10.77.24.05	0		SCRAPER	1
16	10.77.24.04	1		SCRAPERS SUPPORT GUARD	1
17	10.77.23.02	7		UPPER GUARD	1
18	10.20.46.02	2		SUPPORT	1
19	10.96.21.09	2		SLIDING	1
20	10.77.24.06	1		GUARD	1
21	10.77.24.07	3		ROLLER SUPPORT	2
22	10.53.28.03	0		ROLLER SPACER	2
23	10.53.28.04	0		HORIZONTAL ROLLER	2
24	T252-00259	0		SCREW UNI 5931 M 10x45	2
25	T073-00128	0	SKF	RADIAL BEARING 6000-2RS1	2
26	T007-00187	0		SEEGER RING UNI 7437 26 I	2
27	T201-00018	0		WASHER UNI 6592 10.5 x21	2
28	T075-00076	0		NUT UNI 5589 M 10	2



Biglia

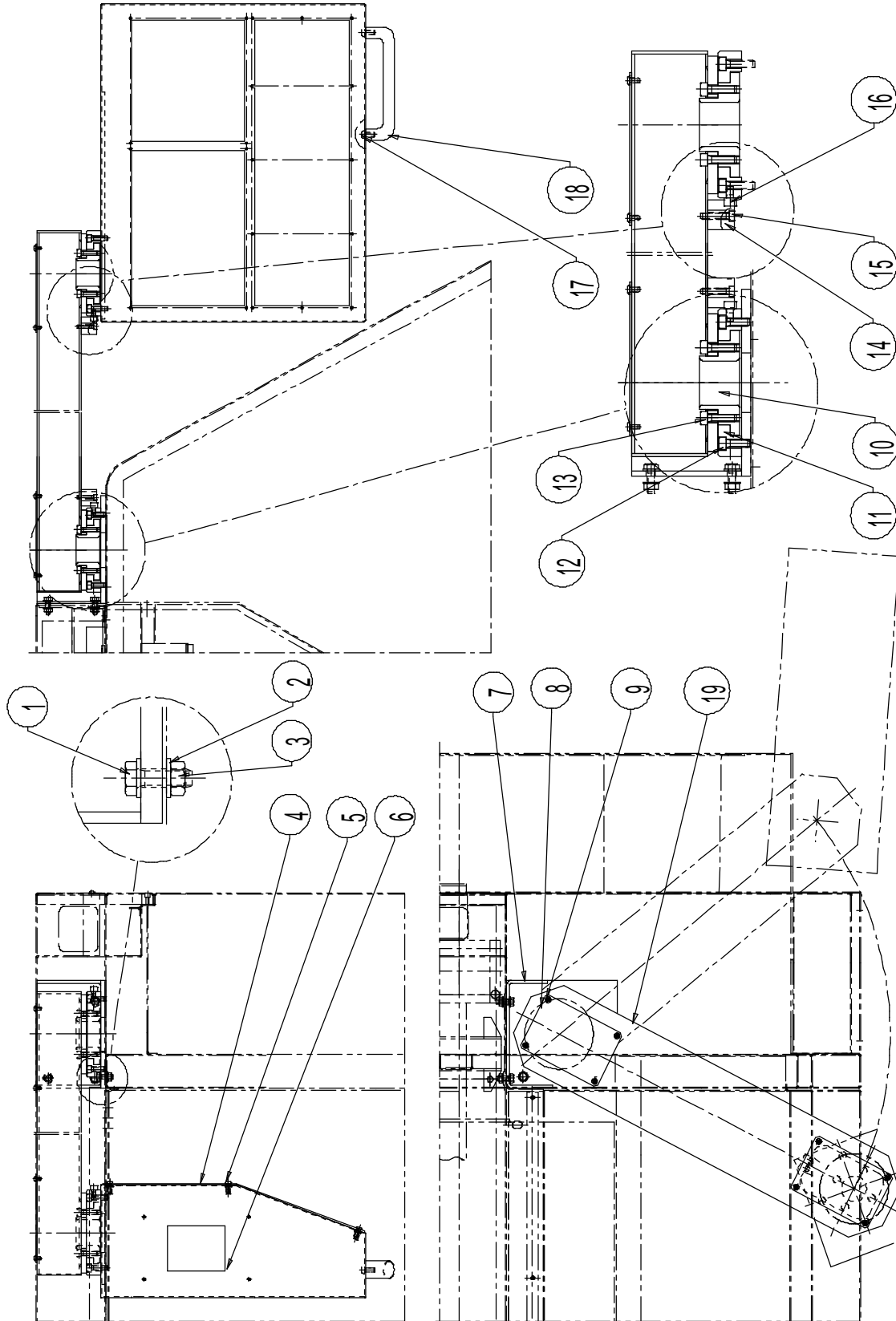
Description
KEYBOARD ASSEMBLY

N.dis. **10.65.11.00**

I.M. **1**

Capitolo **1**

Data **16/06/2000**





Description
KEYBOARD ASSEMBLY

N.dis. **10.65.11.00**

I.M. **1**

Capitolo **1**

Data **16/06/2000**

PO	CODE	I.M.	CONSTRUCTOR	DESCRIPTION CONSTRUCTOR CODE	QU.
1	T252-00211	0		SCREW UNI 5739 M 8x25	5
2	T201-00019	0		WASHER UNI 6592 8.4x17	10
3	T075-00030	0		NUT UNI 5588 M 8	5
4	10.65.10.09	0		REAR COVER	1
5	T252-00140	0		SCREW UNI 7380 M 6x16	8
6	10.65.11.04	3		CONTROL UNIT HOLDER ROTATING BOX	1
7	10.65.11.01	1		ARM SUPPORT	1
8	10.65.11.03	0		ARM COVER	2
9	T252-00338	0		SCREW UNI 7380 M 5x10-10.9	8
10	10.65.11.05	0		BUSH	2
11	10.65.11.06	2		RING	2
12	T252-00405	0		SCREW UNI 5931 M 8x25	4
13	T252-00432	1		SCREW UNI 5931 M 8x30	12
14	10.65.02.04	0		STOPPER BLOCK	2
15	T252-00377	0		SCREW UNI 5931 M 6x30	4
16	T252-00391	0		SCREW UNI 5931 M 8x12	2
17	T252-00403	0		SCREW UNI 7380 M 8x20-10.9	2
18	T137-00010	0	ELESA	HANDLE M243/200	1
19	10.65.11.02	3		KEYBOARD ARM	1



Biglia

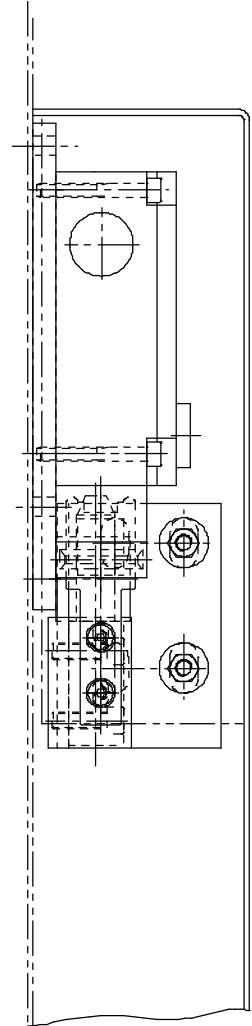
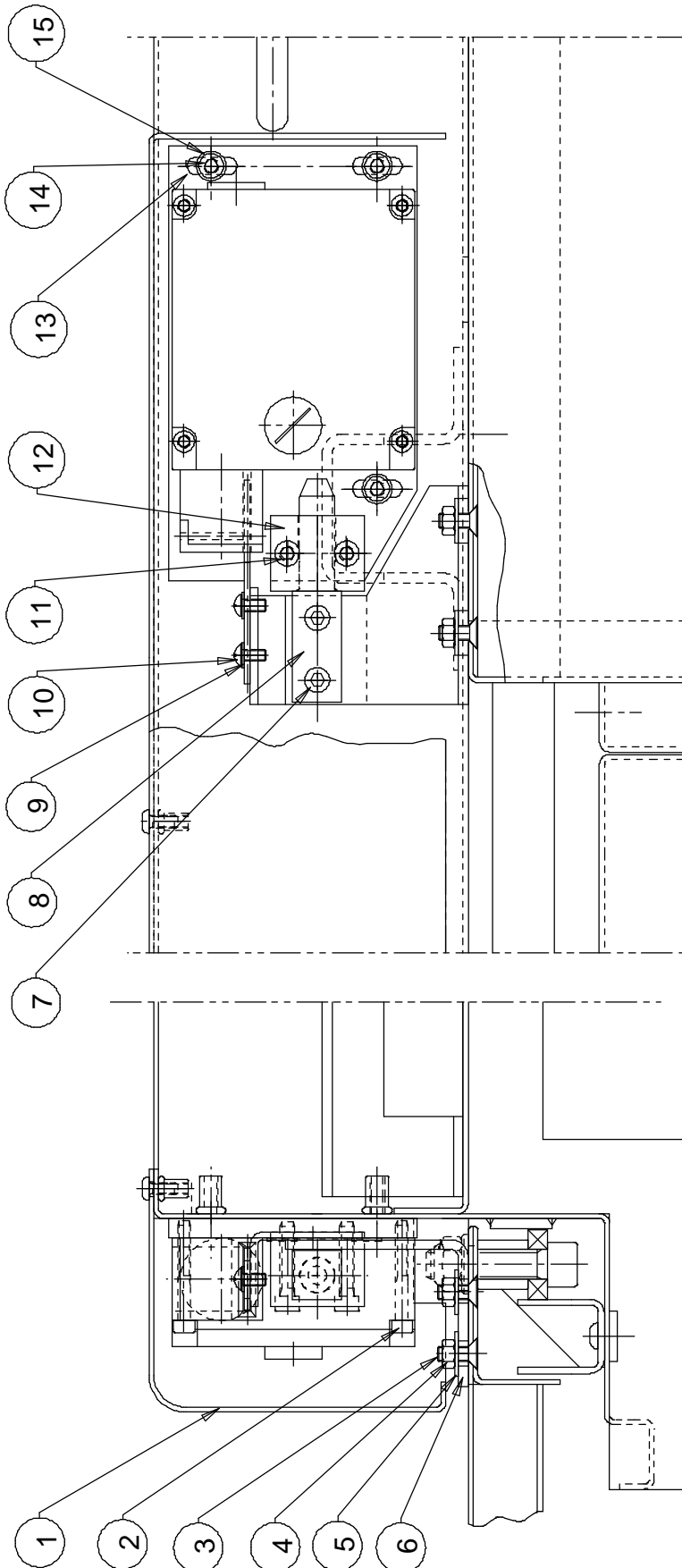
Description
**MICRO-SWITCH APPLICATION
ASSEMBLY**

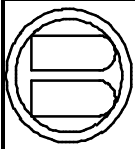
N.dis. **10.67.65.00**

I.M. **0**

Capitolo **1**

Data **30/09/1999**



**Biglia***Description***MICRO-SWITCH APPLICATION
ASSEMBLY***N.dis.* **10.67.65.00**I.M. **0***Capitolo* **1***Data* **30/09/1999**

PO	CODE	I.M.	CONSTRUCTOR	DESCRIPTION CONSTRUCTOR CODE	QU.
1	10.76.38.36	2		MICRO GUARD	1
2	T252-00349	0		SCREW UNI 5931 M 5x40	4
3	T252-00487	0		SCREW UNI 5933 M 6x16	4
4	T075-00029	0		NUT UNI 5588 M 6	4
5	T201-00140	0		WASHER UNI 6593 6.6x18	4
6	10.67.65.01	1		PIN SUPPORT BRACKET	1
7	T252-00376	0		SCREW UNI 5931 M 6x20	2
8	10.67.65.02	0		PIN	1
9	T201-00009	0		WASHER UNI 6592 5.3x10	2
10	T252-00338	0		SCREW UNI 7380 M 5x10-10.9	2
11	T252-00377	0		SCREW UNI 5931 M 6x30	2
12	10.67.55.03	0		DOWEL	1
13	10.67.65.03	0		MICRO SUPPORT PLATE	1
14	T252-00376	0		SCREW UNI 5931 M 6x20	3
15	T201-00017	0		WASHER UNI 6592 6.4x12.5	3



Biglia

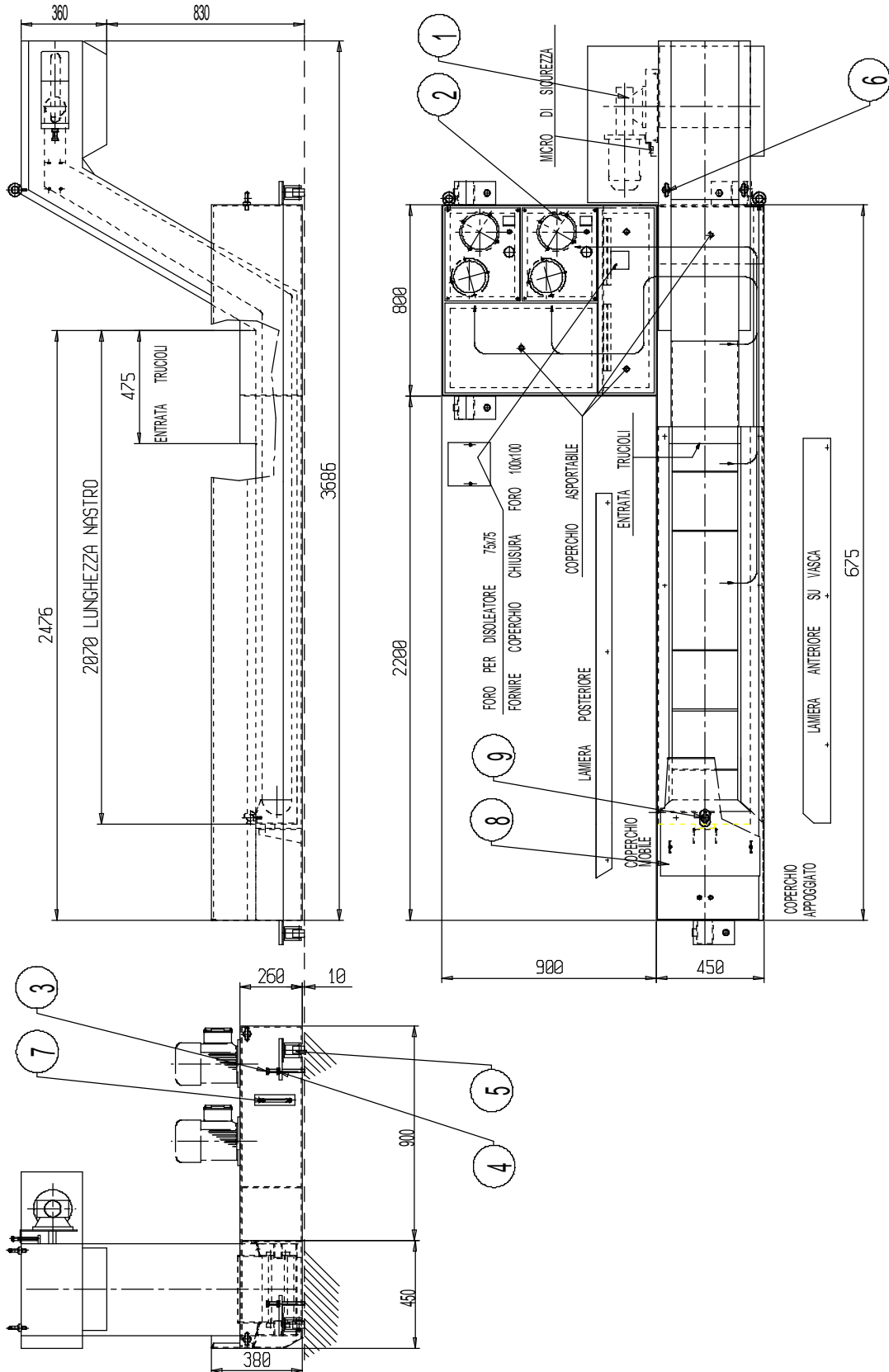
Description
**TANK END SWARF-CONVEYOR
ASSEMBLY**

N.dis. **10.72.05.06**

I.M. **8**

Capitolo **1**

Data **30/04/2003**





Description

**TANK END SWARF-CONVEYOR
ASSEMBLY**

N.dis. **10.72.05.06**

I.M. **8**

Capitolo **1**

Data **30/04/2003**

PO	CODE	I.M.	CONSTRUCTOR	DESCRIPTION CONSTRUCTOR CODE	QU.
1	T152-00002	1	BONFIGLIOLI	REDUCER MOTOR 1:300 380 V 50 Hz 0.25 Kw 1400 MRVF 63/FC I 300	1
2	10.79.05.03	3		PUMP 9 bar COVER	2
3	T252-00183	0		SCREW UNI 5739 M 16x150	4
4	T075-00010	0		NUT UNI 5588 M 16	3
5	T206-00004	0	TECNORUOTE	WHEEL HGP 60	4
6	T111-00003	0		M14 RING	4
7	T119-00007	0	MP-FILTRI	OIL LEVEL INDICATOR LO210A0	1
8	10.72.05.07	1		COVER	1
9	T111-00004	0		M16 RING	1



Biglia

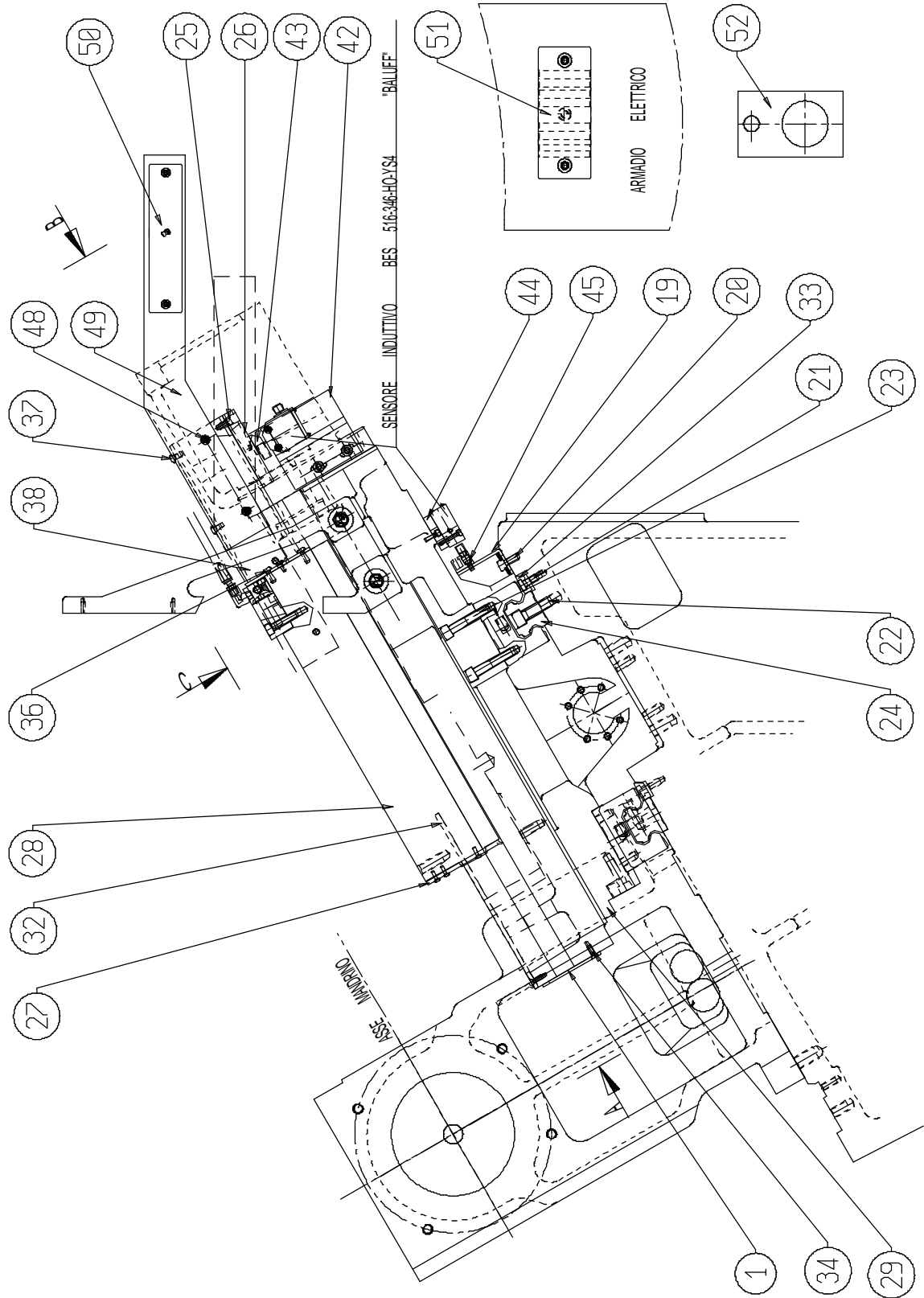
Description
"X"- "Z" SLIDE ASSEMBLY

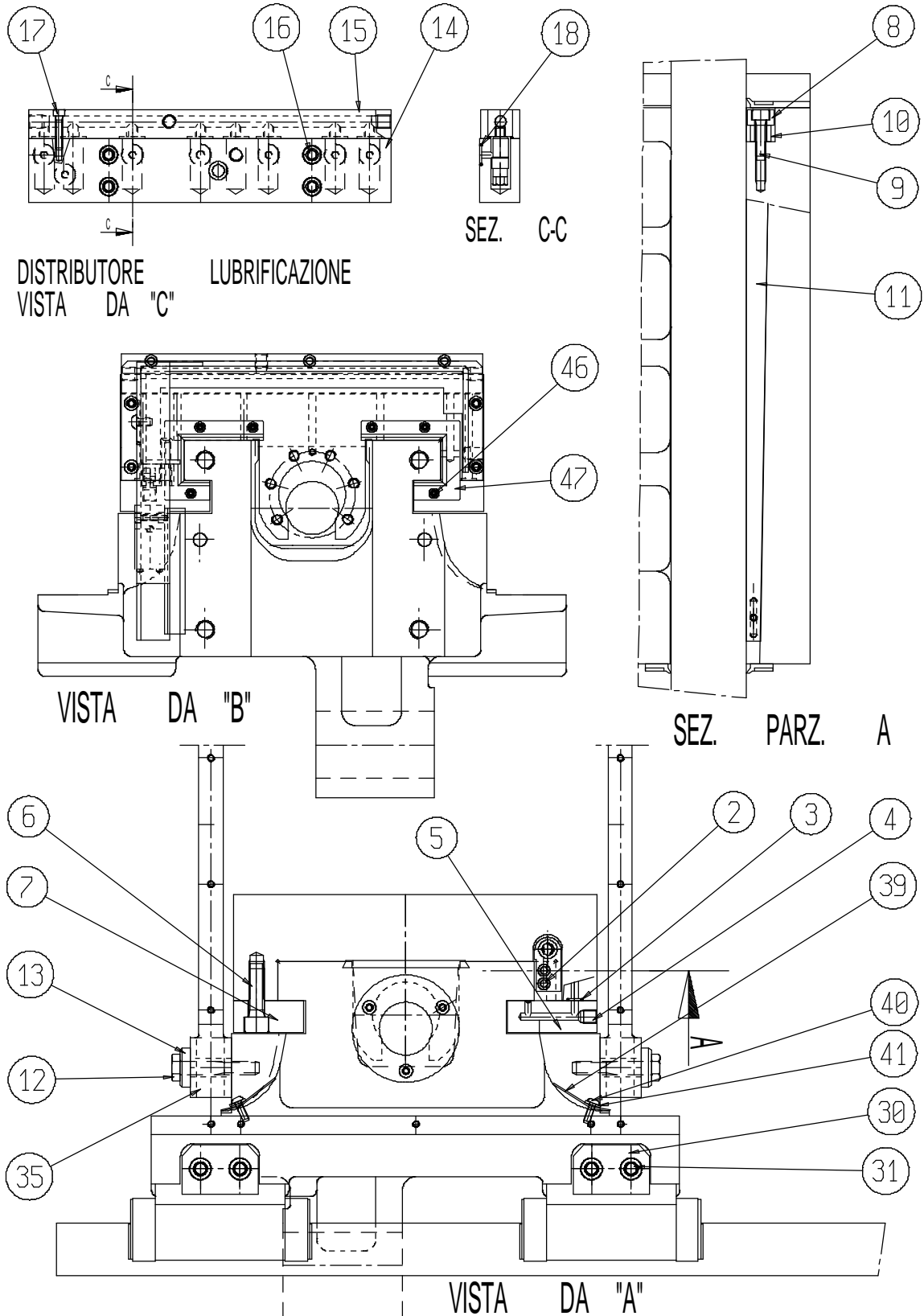
N.dis. **10.24.42.00.1**

I.M. **5**

Capitolo **2**

Data **17/07/2001**







Description
"X"- "Z" SLIDE ASSEMBLY

N.dis. 10.24.42.00.1

I.M. 5

Capitolo 2

Data 17/07/2001

PO	CODE	I.M.	CONSTRUCTOR	DESCRIPTION CONSTRUCTOR CODE	QU.
1	10.24.30.11	0		COVER	1
2	T252-00344	1		SCREW UNI 5931 M 5x16	2
3	T116-00166	0		PACKING OR 108	2
4	T236-00016	0		CONICAL PLUG DIN 906 1/8" GAS	6
5	10.24.30.12	2		TAPER GIB	1
6	T252-00283	0		SCREW UNI 5931 M 12x40	12
7	10.24.30.17	2		TAPER GIB	1
8	10.27.48.09	0		DOWEL	1
9	T252-00432	1		SCREW UNI 5931 M 8x30	1
10	10.24.19.13	0		SPACER	2
11	10.24.30.08	2		CONICAL TAPER GIB	1
12	T252-00159	0		SCREW UNI 5737 M 10x60	2
13	T201-00027	0		WASHER 10.8x30x8	2
14	10.24.42.05	1		DISTRIBUTOR BLOCK	1
15	10.24.34.02	3		DISTRIBUTOR BLOCK	1
16	T252-00407	0		SCREW UNI 5931 M 8x35	5
17	T252-00428	0		SCREW UNI 5931 M 5x25	6
18	T116-00256	0		PACKING OR 2050	7
19	10.24.42.06	2		SUPPORT BRACKET	1
20	T252-00402	0		SCREW UNI 5931 M 8x20	2
21	T252-00403	0		SCREW UNI 7380 M 8x20-10.9	18
22	T252-00283	0		SCREW UNI 5931 M 12x40	20
23	T252-00262	0		SCREW UNI 5931 M 10x55	32
24	10.24.42.011	2		THK AXIS "Z" SLIDE	1
25	T252-00344	1		SCREW UNI 5931 M 5x16	4
26	10.24.38.16	0		RACK	2
27	10.24.30.07	0	VAJ	C1005 FRONT SCRAPER	1
28	10.24.42.04	4		TRANSVERSE SLIDE BODY	1
29	10.24.42.02	9		"Z"-AXIS SLIDE	1
30	10.24.32.23	1		DOWEL	2



Description
"X"- "Z" SLIDE ASSEMBLY

N.dis. **10.24.42.00.1**

I.M. **5**

Capitolo **2**

Data **17/07/2001**

31	T252-00255	0		SCREW UNI 5931 M 10x25	4
32	10.24.30.16	1		COVER	1
33	10.24.44.06	2		TAPER GIB	9
34	T252-00502	0		SCREW UNI 5933 M 5x16	4
35	10.24.42.08	0		SLIDING GUARD SUPPORT	2
36	T252-00140	0		SCREW UNI 7380 M 6x16	6
37	T252-00359	0		SCREW UNI 7380 M 6x10-10.9	4
38	10.24.42.07	2		PROTECTION GUARD	1
39	10.24.42.10	1		GUARD	2
40	T252-00137	0		SCREW UNI 7380 M 5x16	4
41	T201-00017	0		WASHER UNI 6592 6.4x12.5	4
42	10.24.42.12	0		SENSOR SUPPORT	1
43	T254-00012	0	BALUFF	CAM BEN 516-13-20A	2
44	10.24.42.11	0		INTERMEDIATE PLATE	1
45	T252-00338	0		SCREW UNI 7380 M 5x10-10.9	2
46	T252-00134	0		SCREW UNI 7380 M 4x12	12
47	10.24.30.06	0	VAJ	VAJ C700 REAR SCRAPER	1
48	T252-00140	0		SCREW UNI 7380 M 6x16	2
49	10.24.42.13	1		SUPPORT GUARD	1
50	10.24.42.14	0		SPACER BLOCK	2
51	10.24.42.15	0		SPACER BLOCK	1
52	10.24.42.16	0		SUPPORT PLATE	1



Biglia

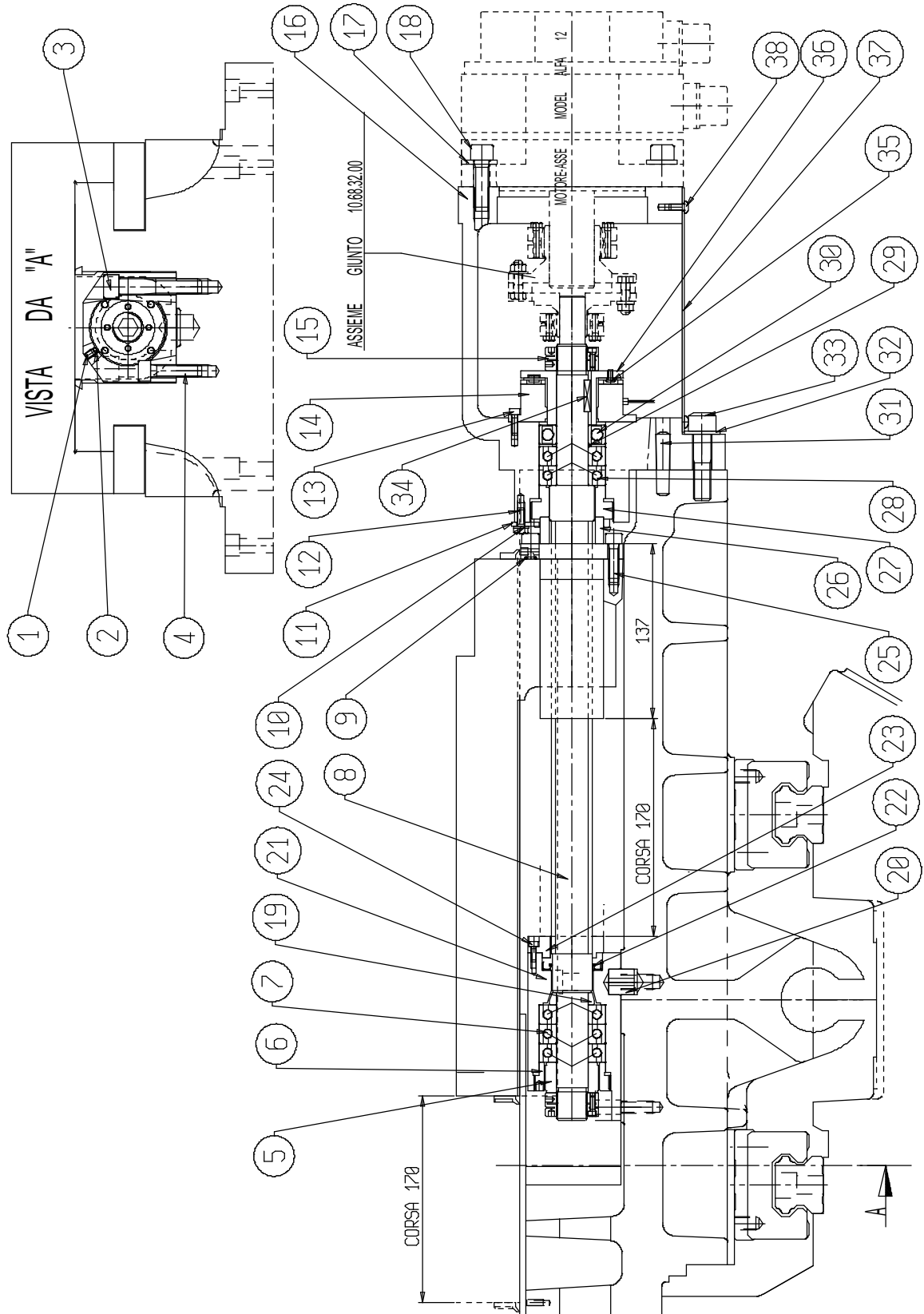
Description
"X" AXIS DRIVE ASSEMBLY

N.dis. 10.68.35.00

I.M. 3

Capitolo 2

Data 18/10/2001





Description
"X" AXIS DRIVE ASSEMBLY

N.dis. 10.68.35.00

I.M. 3

Capitolo 2

Data 18/10/2001

PO	CODE	I.M.	CONSTRUCTOR	DESCRIPTION CONSTRUCTOR CODE	QU.
1	T252-00644	0		SCREW UNI 5923 M 5x8	1
2	T162-00002	0		COPPER PLUGNUT 4	1
3	T252-00289	0		SCREW UNI 5931 M 12x65	2
4	T252-00258	0		SCREW UNI 5931 M 10x40	2
5	10.68.19.03	1		REAR SPACER	1
6	10.68.19.02	1		BEARING LOCKRING	1
7	T073-00453A	0	SKF	60° BEARING BSA-205C-TBTB-VT105	1
8	10.68.35.01	2		32 "X" AXIS SCREW	1
9	T116-00161	0		PACKING OR 2021	1
10	T201-00026	0		ZINC WASHER UNI 1751 A4	1
11	10.68.19.08	0		PLATE	1
12	T252-00202	0		SCREW UNI 5739 M 6x16	1
13	T252-00344	1		SCREW UNI 5931 M 5x16	4
14	T100-00004	1	KEB	BRAKE 07-P1-110-24V	1
15	T107-00031	0	SIDEROS SPIELT	M 24x1.5 LOCKRING MRS24x1.5	2
16	10.68.19.01	3		MOTOR SUPPORT	1
17	T201-00012	0		WASHER UNI 6592 13x24	4
18	T252-00283	0		SCREW UNI 5931 M 12x40	4
19	10.68.02.06	1		SPACER	1
20	10.68.19.06	0		PIN	1
21	10.68.19.04	7		SCREW SUPPORT	1
22	T116-00626	1	DICHTA	ROTARY SHAFT DIN 3760 GASKET 31477 A NBR	1
23	10.68.27.02	0		"Y-X" AXIS FORWARD TRAVEL END PAD	1
24	T252-00329	0		SCREW UNI 5931 M 4x12	3
25	T252-00432	1		SCREW UNI 5931 M 8x30	6
26	10.68.19.05	1		TRAVEL END PAD	1
27	10.68.19.09	2		LOCKRING	1
28	T073-00452A	0	SKF	BSA-205C-DBB-VT105	1
29	T201-00050	0		WASHER SS 25x35x2	1
30	T073-00167	0	SKF	RADIAL BEARING 6205-2RS1	1



Description
"X" AXIS DRIVE ASSEMBLY

N.dis. **10.68.35.00**

I.M. **3**

Capitolo **2**

Data **18/10/2001**

31	T226-00172	0		TAPPER PIN UNI 7284 10x50	2
32	T201-00013	0		WASHER UNI 6592 15x28	4
33	T252-00300	0		SCREW UNI 5931 M 14x55	4
34	T130-00011	0		TONGUE "A" UNI 6604 5x5x25	1
35	T252-00136	0		SCREW UNI 7380 M 4x8	3
36	10.68.19.11	1		DISK SUPPORT HUB	1
37	10.68.19.14	0		GUARD	1
38	T252-00339	0		SCREW UNI 7380 M 5x12-10.9	4



Biglia

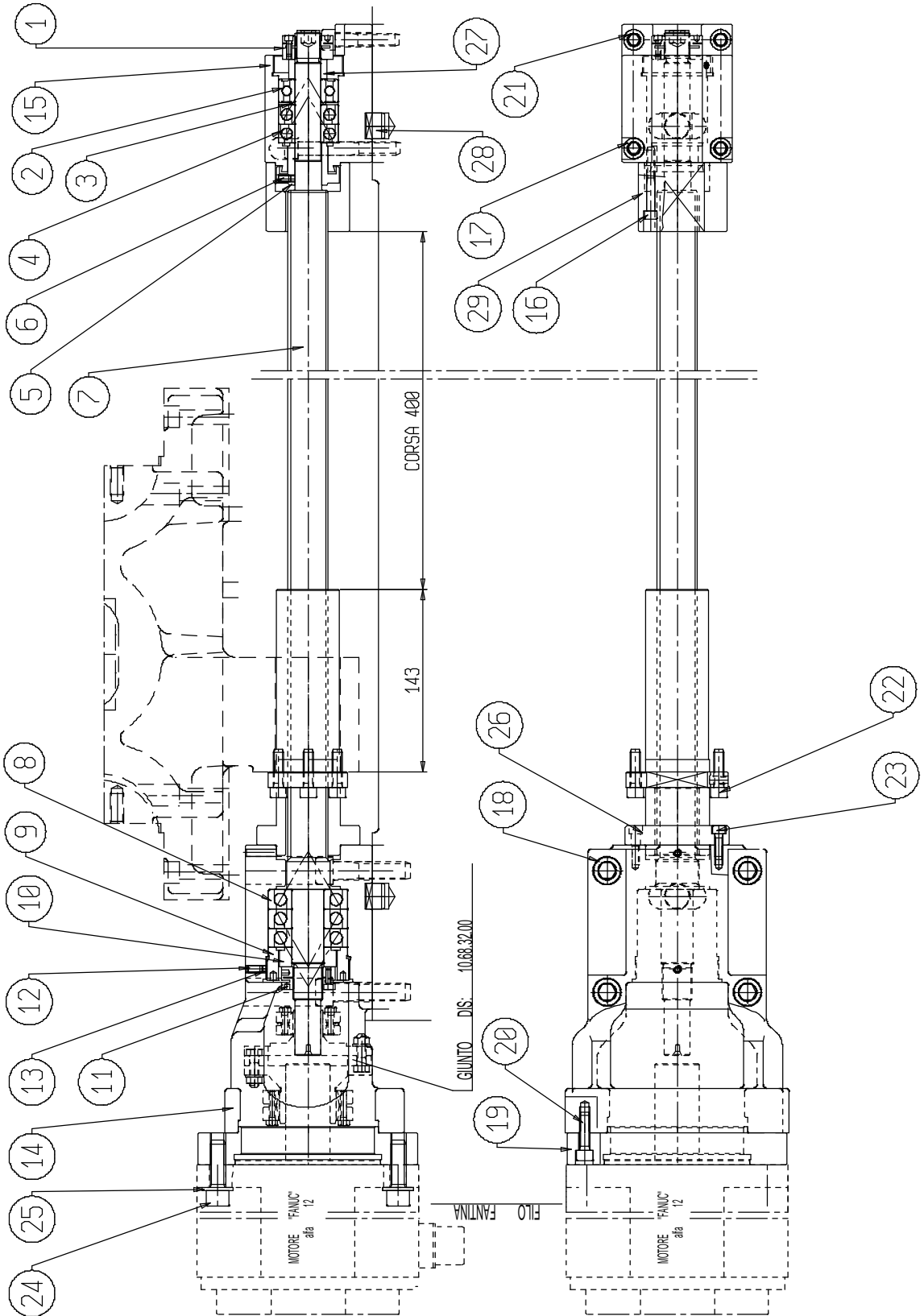
Description
"Z" AXIS DRIVE ASSEMBLY

N.dis. **10.68.36.00**

I.M. **3**

Capitolo **2**

Data **25/10/2001**





Description
"Z" AXIS DRIVE ASSEMBLY

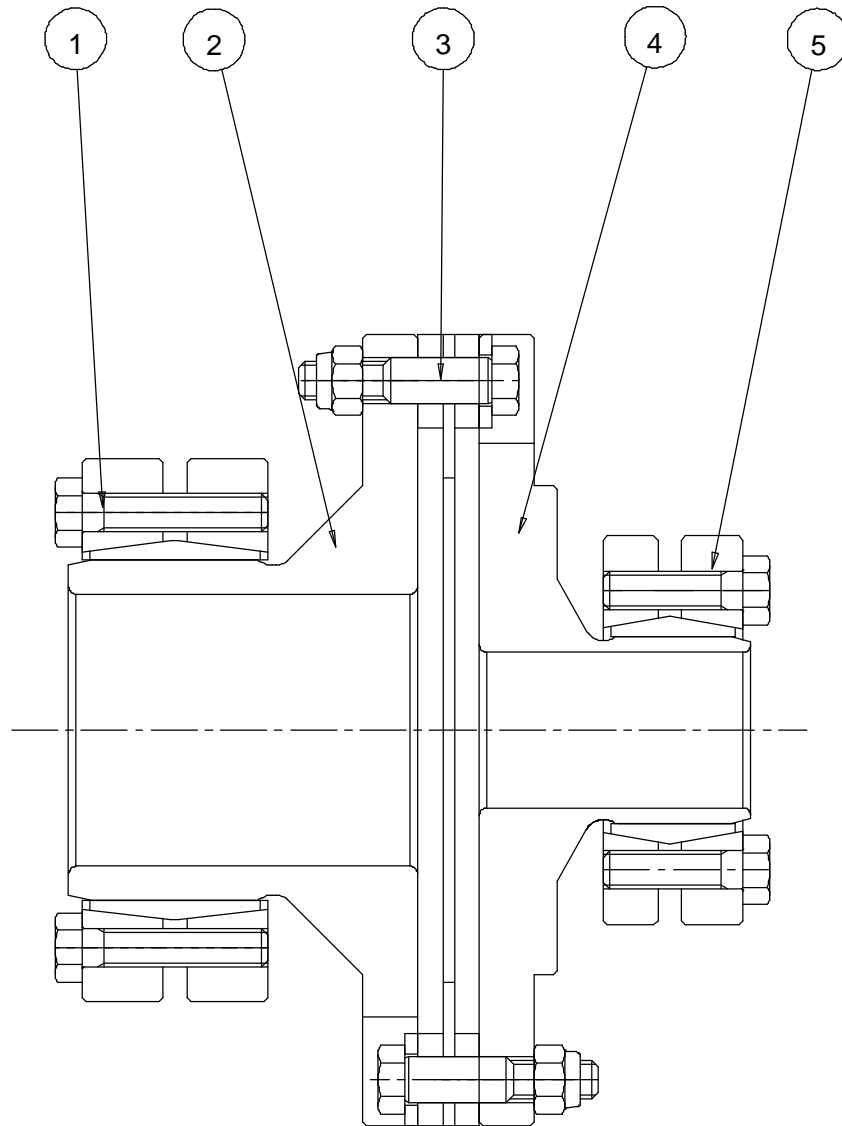
N.dis. 10.68.36.00

I.M. 3

Capitolo 2

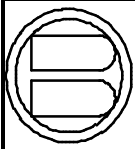
Data 25/10/2001

PO	CODE	I.M.	CONSTRUCTOR	DESCRIPTION CONSTRUCTOR CODE	QU.
1	T107-00030	0	SIDEROS SPIELT	M 20x1.5 LOCKRING MRS20x1.5	1
2	T073-00376	0	SKF	RADIAL BEARING 62204-2RS1	1
3	T201-00048	0		WASHER SS 20x28x2	1
4	T073-00394D	0	FAFNIR	60° BEARING MM20-BS-47-H-DT (COPPIA-TANDEM)	1
5	10.68.36.04	1		SPACER	1
6	T252-00638	0		SCREW UNI 5923 M 5x10	1
7	10.68.36.02	2		SCREW 32	1
8	T073-00021D	0	FAFNIR	60° BEARING MM25-BS-62-HT (TERNA)	1
9	10.68.24.04	2		LOCKRING	1
10	10.68.36.07	1		SPACER	1
11	T107-00031	0	SIDEROS SPIELT	M 24x1.5 LOCKRING MRS24x1.5	1
12	T252-00682	0		SCREW UNI 5923 M 6x12	1
13	T162-00002	0		COPPER PLUGNUT 4	2
14	10.68.37.01	7		MOTOR SUPPORT	1
15	10.68.36.03	8		SCREW SUPPORT	1
16	T252-00381	0		SCREW UNI 5931 M 6x50	1
17	T252-00267	0		SCREW UNI 5931 M 10x80	2
18	T252-00301	0		SCREW UNI 5931 M 14x60	4
19	10.68.36.01	0		FLANGE	1
20	T252-00432	1		SCREW UNI 5931 M 8x30	6
21	T252-00261	0		SCREW UNI 5931 M 10x50	2
22	T252-00432	1		SCREW UNI 5931 M 8x30	6
23	T252-00376	0		SCREW UNI 5931 M 6x20	2
24	T252-00283	0		SCREW UNI 5931 M 12x40	4
25	T201-00012	0		WASHER UNI 6592 13x24	4
26	10.68.36.08	0		TRAVEL END PAD	1
27	10.68.36.05	1		SPACER	1
28	10.68.36.09	1		KEY	2
29	10.68.36.06	1		TRAVEL END PAD	1



APPLICAZIONE SU COMANDO ASSE "X" - "Y" - "Z"

DATI TECNICI		
PESO	1.7481	Kg
INERZIA	0.0017548	Kg m ²

**Biglia***Description***JOINT ASSEMBLY TYPE "ARPEX" SIZE
102 NN 35-20***N.dis.* **10.68.32.00***I.M.* **1***Capitolo* **2***Data* **18/02/1998**

PO	CODE	I.M.	CONSTRUCTOR	DESCRIPTION CONSTRUCTOR CODE	QU.
1	T036-00026	1	KTR	KTR 600 44x80	1
2	10.68.31.01	0		SEMJOINT 35	1
3	T007-00232	0	MAYR	RING GR.10	1
4	10.68.32.01	0		SEMJOINT 20	1
5	T036-00024	0	KTR	SPLICER 24x50 KTR 600 24x50	1



Biglia

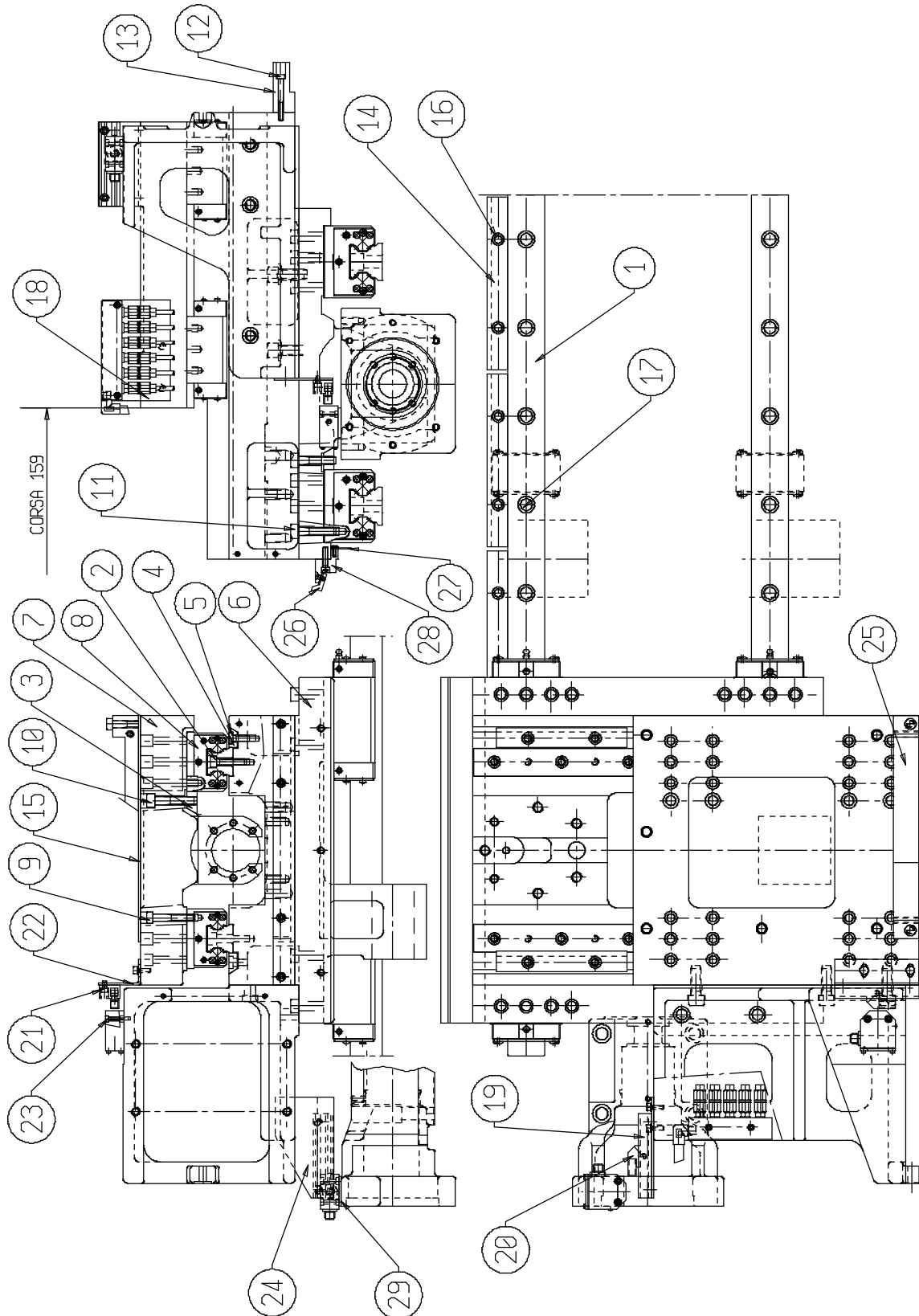
Description
"Z2" E "X2" SLIDE ASSEMBLY

N.dis. 10.24.44.00

I.M. 9

Capitolo 2

Data 08/07/2002





Description
"Z2" E "X2" SLIDE ASSEMBLY

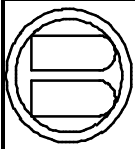
N.dis. **10.24.44.00**

I.M. **9**

Capitolo **2**

Data **08/07/2002**

PO	CODE	I.M.	CONSTRUCTOR	DESCRIPTION CONSTRUCTOR CODE	QU.
1	10.24.44.021	2		"THK 45" "Z2-Z" SUB-SPINDLE SLIDE	1
2	T252-00407	0		SCREW UNI 5931 M 8x35	14
3	10.24.44.05	0		TAPER GIB	2
4	10.24.32.09	1		TAPER GIB	6
5	T252-00402	0		SCREW UNI 5931 M 8x20	12
6	10.24.44.03	7		Z2"-SUB SPINDLE SLIDE	1
7	10.24.44.04	6		"X2"- AXIS SLIDE	1
8	10.24.44.011	2		"THK 35" "X2-X" SUB-SPINDLE SLIDE	1
9	T252-00410	0		SCREW UNI 5931 M 8x50	24
10	T252-00261	0		SCREW UNI 5931 M 10x50	4
11	T252-00259	0		SCREW UNI 5931 M 10x45	28
12	T252-00261	0		SCREW UNI 5931 M 10x50	4
13	10.77.23.06	2		"Z2" BLOCK	1
14	10.24.44.06	2		TAPER GIB	14
15	10.24.44.07	0		INTERMEDIATE PLATE	1
16	T252-00401	0		SCREW UNI 5931 M 8x16	28
17	T252-00281	0		SCREW UNI 5931 M 12x30	24
18	10.24.44.08	1		BLOCK SUPPORT PLATE	1
19	10.24.38.16	0		RACK	2
20	T254-00012	0	BALUFF	CAM BEN 516-13-20A	2
21	T252-00867	0		SCREW UNI 5931 M 5x8	4
22	10.24.44.10	0		SUPPORT BRACKET	1
23	T252-00325	0		SCREW UNI 5931 M 4x25	4
24	10.24.44.09	0		SUPPORT BRACKET	1
25	10.24.44.11	0		BLOCK	1
26	10.24.44.13	0		SCRAPER	1
27	10.24.44.12	0		LABYRINTH ON "Z2" AXIS SLIDE	1
28	10.77.23.28	1		GUARD SUPPORT	1
29	10.24.44.14	0		SPACER FOR LIMIT SWITCH	1



Biglia

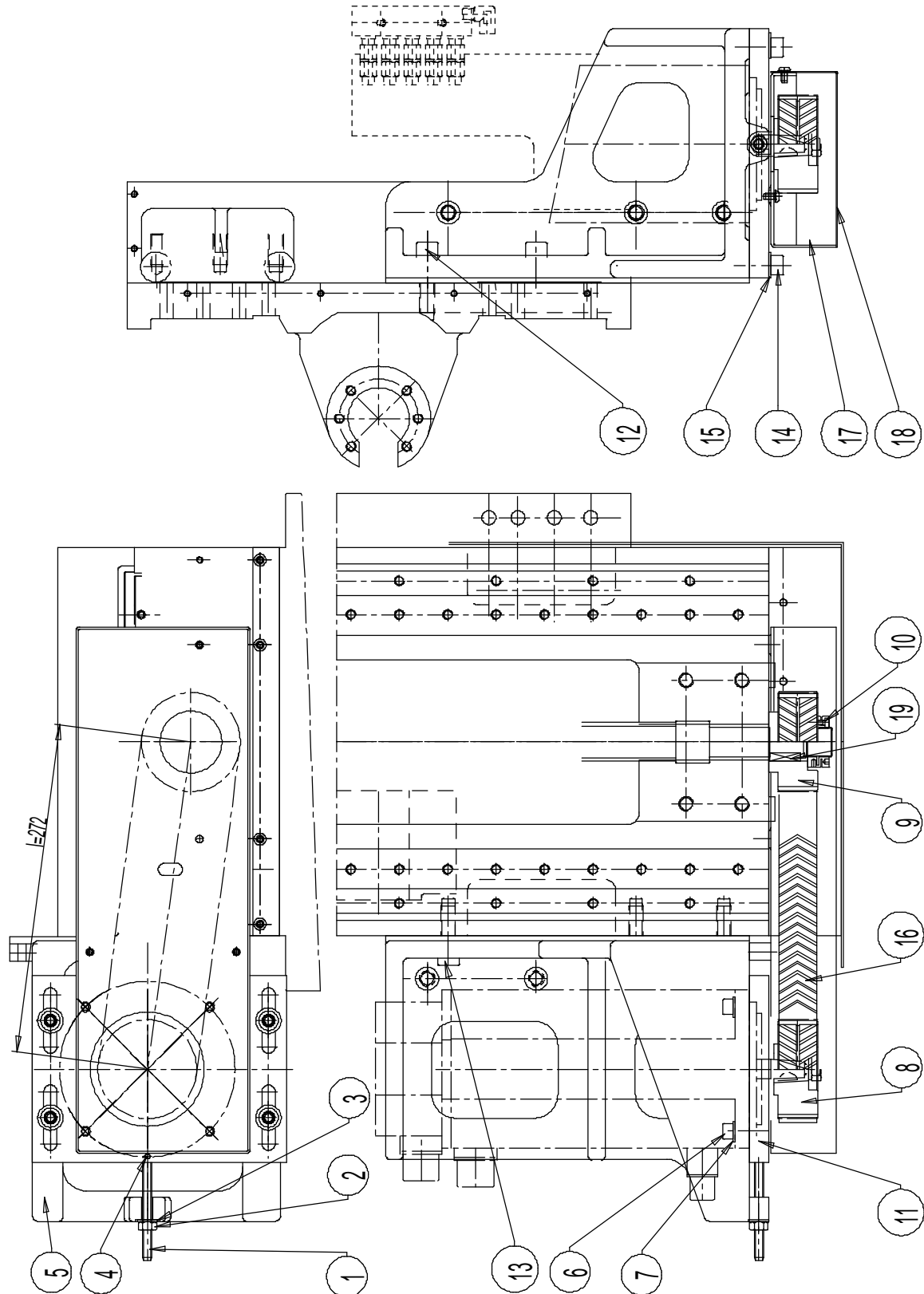
Description
"X2" DRIVE ASSEMBLY

N.dis. 10.36.61.00

I.M. 0

Capitolo 2

Data 20/05/1999





Description
"X2" DRIVE ASSEMBLY

N.dis. 10.36.61.00

I.M. 0

Capitolo 2

Data 20/05/1999

PO	CODE	I.M.	CONSTRUCTOR	DESCRIPTION CONSTRUCTOR CODE	QU.
1	10.36.61.07	0		TIE ROD	1
2	T075-00030	0		NUT UNI 5588 M 8	1
3	T201-00019	0		WASHER UNI 6592 8.4x17	1
4	T226-00191	0		SPRING PIN UNI 6873 3x16	1
5	10.36.61.01	4		MOTOR SUPPORT	1
5	10.36.61.01	4		SUPPORT	1
6	T252-00432	1		SCREW UNI 5931 M 8x30	4
7	T201-00019	0		WASHER UNI 6592 8.4x17	4
8	10.36.61.03	5		PULLEY	1
9	10.36.61.04	1		PULLEY	1
10	T107-00031	0	SIDEROS SPIELT	M 24x1.5 LOCKRING MRS24x1.5	1
11	10.36.61.02	0		MOTOR SUPPORT PLATE	1
12	T252-00283	0		SCREW UNI 5931 M 12x40	2
13	T252-00283	0		SCREW UNI 5931 M 12x40	3
14	T252-00257	0		SCREW UNI 5931 M 10x35	4
15	T201-00018	0		WASHER UNI 6592 10.5 x21	4
16	T058-00236	1	SIT	TOOTHED BELT EAGLE WHITE 800	1
16	T058-00236	1	SIT	EAGLE TOOTHED BELT EAGLE WHITE 800	1
17	10.36.61.05	1		GUARD	1
18	10.36.61.06	2		COVER	1
18	10.36.61.06	2		GUARD	1
19	T130-00014	0		TONGUE "A" UNI 6604 8x7x30	1



Biglia

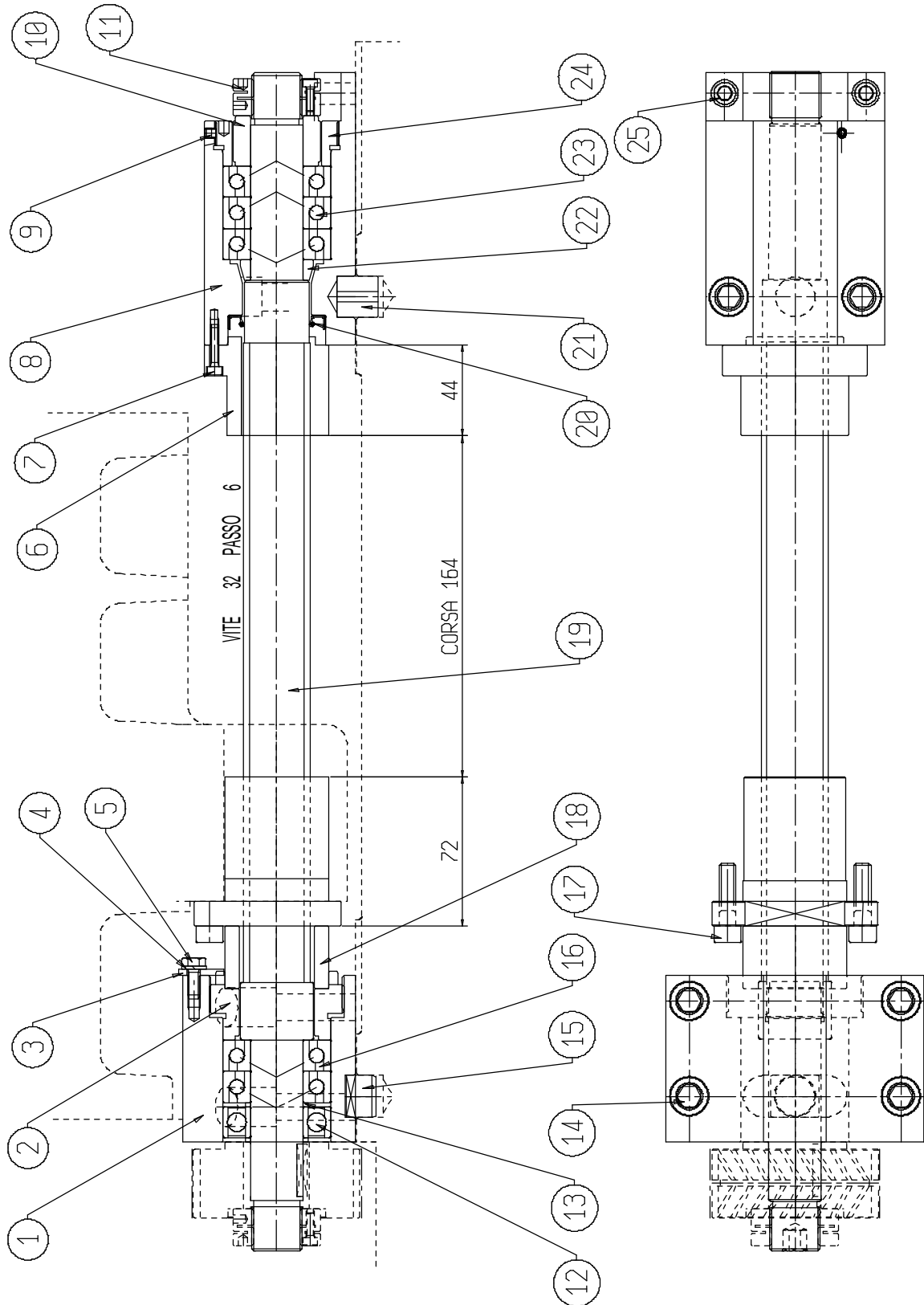
Description
"X2" AXIS DRIVE ASSEMBLY

N.dis. **10.68.44.00**

I.M. **4**

Capitolo **2**

Data **25/06/2003**





Description
"X2" AXIS DRIVE ASSEMBLY

N.dis. 10.68.44.00

I.M. 4

Capitolo 2

Data 25/06/2003

PO	CODE	I.M.	CONSTRUCTOR	DESCRIPTION CONSTRUCTOR CODE	QU.
1	10.68.44.02	3		SCREW SUPPORT	1
2	10.68.19.09	2		LOCKRING	1
3	10.68.19.08	0		PLATE	1
4	T201-00025	0		ZINC WASHER UNI 1751 A6	1
5	T252-00202	0		SCREW UNI 5739 M 6x16	1
6	10.68.521.02	1		TRAVEL END PAD	1
7	T252-00333	0		SCREW UNI 5931 M 4x20	3
8	10.68.19.04	7		SCREW SUPPORT	1
9	T252-00643	0		SCREW UNI 5923 M 5x5	1
10	10.68.19.03	1		REAR SPACER	1
11	T107-00054	0		SELF-LOCKING M 25x1.5 LOCKRING	1
12	T073-00167	0	SKF	RADIAL BEARING 6205-2RS1	1
13	T201-00050	0		WASHER SS 25x35x2	2
14	T252-00289	0		SCREW UNI 5931 M 12x65	6
15	10.68.36.09	1		KEY	1
16	T073-00326C	0	SNFA	62^ BEARING BS-2-25-7-CE-62-T (COPPIA)	1
17	T252-00432	1		SCREW UNI 5931 M 8x30	6
18	10.68.521.03	0		TRAVEL END PAD	1
19	10.68.44.01	2		"X" AXIS SCREW	1
20	T116-00626	1	DICHTA	ROTARY SHAFT DIN 3760 GASKET 31477 A NBR	1
21	10.68.19.06	0		PIN	1
22	10.68.02.06	1		SPACER	1
23	T073-00021C	0	SFNA	60^ BEARING BS-2-25-7-CE-62-TD	1
24	10.68.19.02	1		BEARING LOCKRING	1
25	T252-00259	0		SCREW UNI 5931 M 10x45	2



Biglia

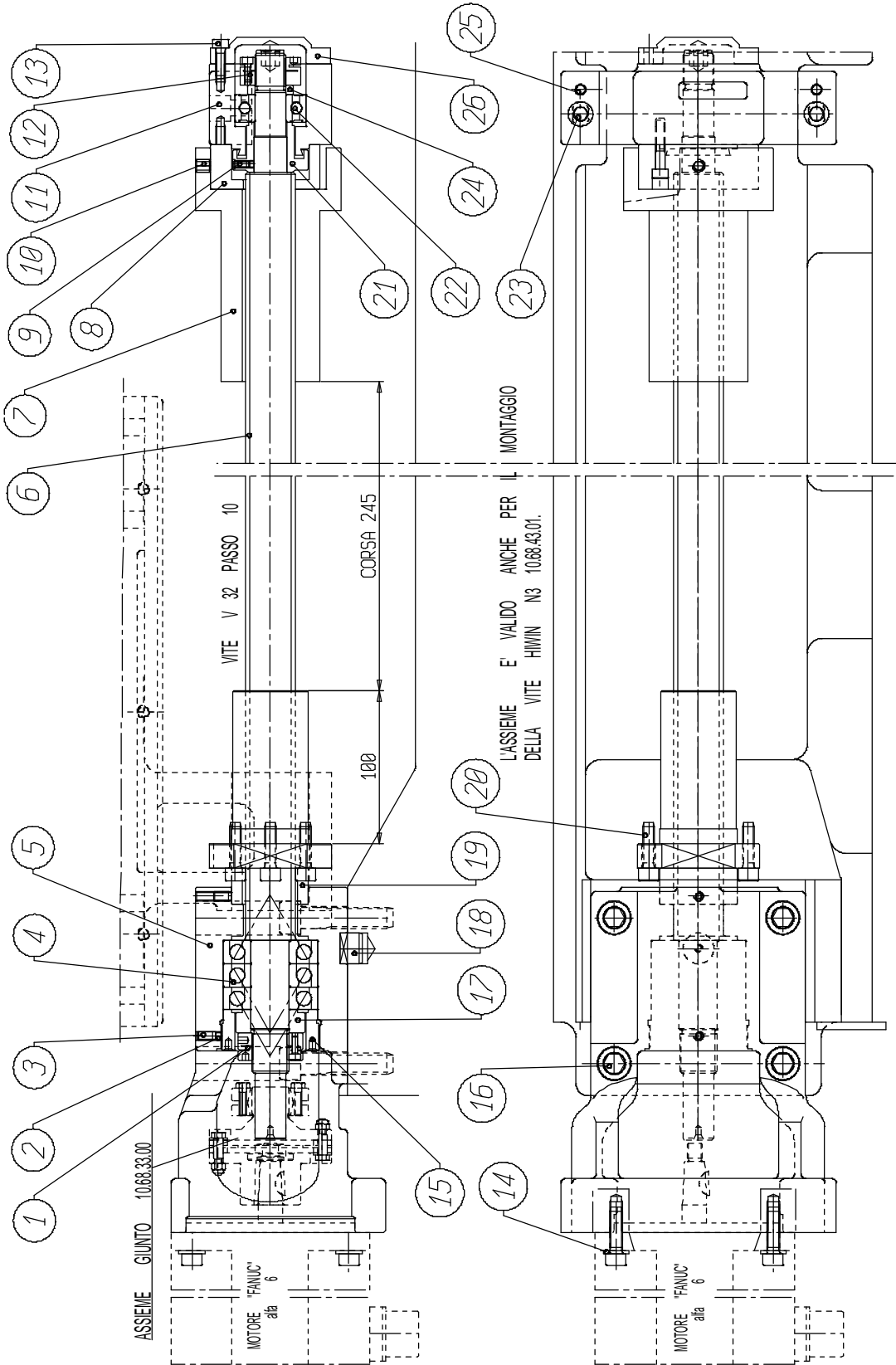
Description "Z2" AXIS DRIVE ASSEMBLY

N.dis. **10.68.68.00**

I.M. **1**

Capitolo **2**

Data **18/10/2001**





Description
"Z2" AXIS DRIVE ASSEMBLY

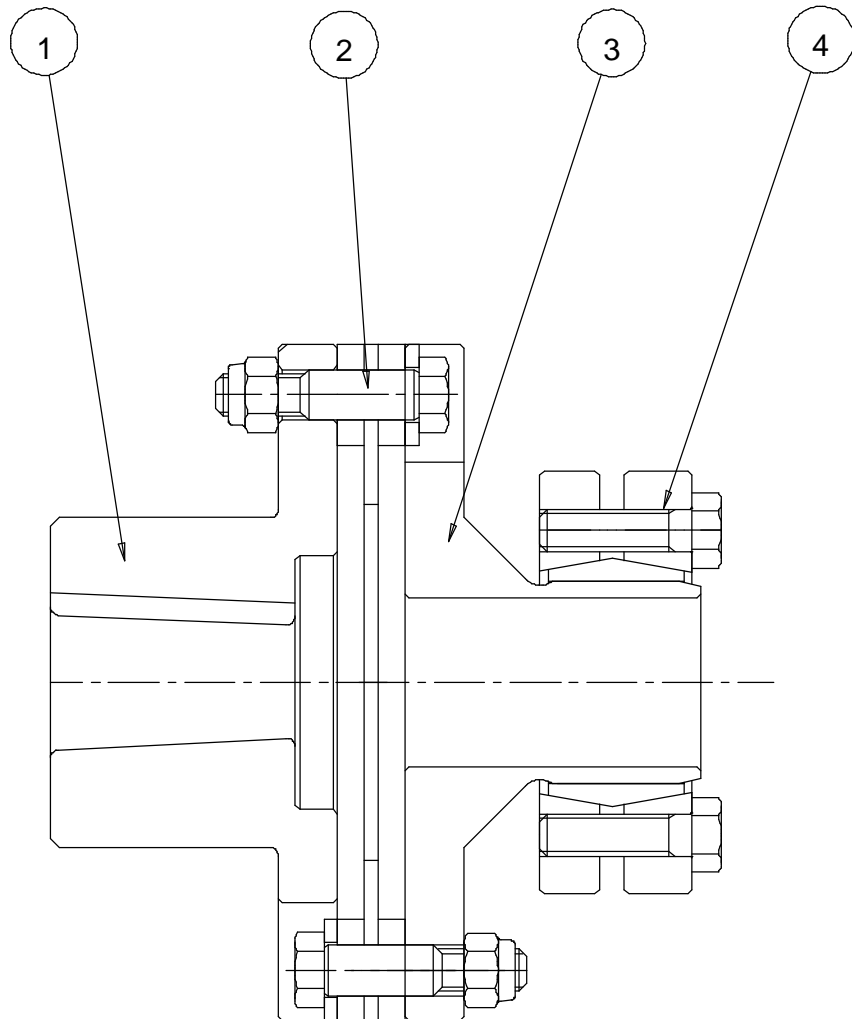
N.dis. 10.68.68.00

I.M. 1

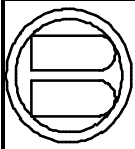
Capitolo 2

Data 18/10/2001

PO	CODE	I.M.	CONSTRUCTOR	DESCRIPTION CONSTRUCTOR CODE	QU.
1	T107-00031	0	SIDEROS SPIELT	M 24x1.5 LOCKRING MRS24x1.5	1
2	T162-00002	0		COPPER PLUGNUT 4	2
3	T252-00682	0		SCREW UNI 5923 M 6x12	2
4	T073-00021D	0	FAFNIR	60° BEARING MM25-BS-62-HT (TERNA)	1
5	10.68.37.01	7		MOTOR SUPPORT	1
6	10.68.68.01	0		32 SCREW	1
7	10.68.68.04	0		TRAVEL END PAD	1
8	10.68.37.03	1		TRAVEL END PAD	1
9	T252-00638	0		SCREW UNI 5923 M 5x10	1
10	T252-00657	0		SCREW UNI 5923 M 8x10	1
11	10.68.66.01	0		SCREW SUPPORT	1
12	T107-00030	0	SIDEROS SPIELT	M 20x1.5 LOCKRING MRS20x1.5	1
13	T252-00377	0		SCREW UNI 5931 M 6x30	7
14	T201-00019	0		WASHER UNI 6592 8.4x17	4
15	10.68.24.04	2		LOCKRING	1
16	T252-00297	0		SCREW UNI 5931 M 14x40	4
17	10.68.36.07	1		SPACER	1
18	10.68.36.09	1		KEY	1
19	10.68.53.01	0		TRAVEL END PAD	1
20	T252-00432	1		SCREW UNI 5931 M 8x30	10
21	10.68.36.04	1		SPACER	1
22	T073-00376	0	SKF	RADIAL BEARING 62204-2RS1	1
23	T252-00258	0		SCREW UNI 5931 M 10x40	2
24	10.68.68.02	0		SPACER	1
25	T226-00143	0		TAPPER PIN UNI 7283 6x40	2
26	10.68.68.03	0		COVER	1



DATI TECNICI		
PESO	0.9756	Kg
INERZIA	0.0006693	Kg m ²

**Biglia***Description***JOINT ASSEMBLY TYPE "ARPEX" SIZE
80 NN 16-20***N.dis.* **10.68.33.00**I.M. **1***Capitolo* **2***Data* **18/02/1998**

PO CODE	I.M. CONSTRUCTOR		DESCRIPTION CONSTRUCTOR CODE	QU.
1	10.68.33.01	0	SEMJOINT 16	1
2	T007-00233	0	MAYR RING GR.3	1
3	10.68.33.02	0	SEMJOINT 20	1
4	T036-00024	0	KTR SPLICER 24x50 KTR 600 24x50	1



Biglia

Description

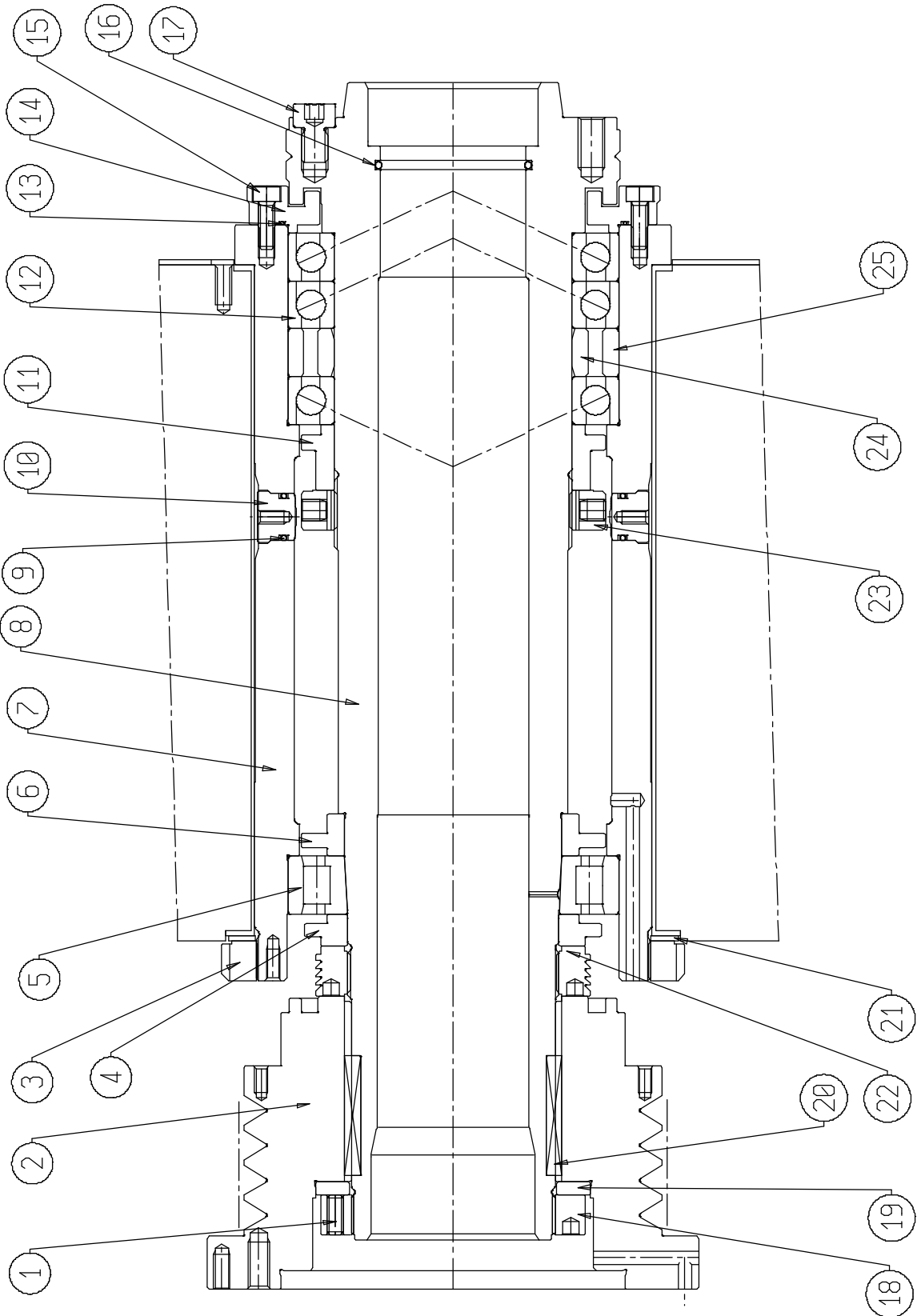
150 ASA 5" SPINDLE ASSEMBLY

N.dis. **10.37.75.00**

I.M. **4**

Capitolo **3**

Data **24/09/2002**





Description

150 ASA 5" SPINDLE ASSEMBLY

N.dis. **10.37.75.00**

I.M. **4**

Capitolo **3**

Data **24/09/2002**

PO	CODE	I.M.	CONSTRUCTOR	DESCRIPTION CONSTRUCTOR CODE	QU.
1	T252-00645	0		SCREW UNI 5923 M 6x16	6
2	10.37.75.18	3		PULLEY	1
3	10.37.75.04	2		M149x1.5 LOCKRING	1
4	10.37.75.08	0		REAR SPACER	1
5	T073-00439A	1	SKF	ROLLER BEARING N1016-KTN-SPVQ497	1
6	10.37.75.07	0		SPACER	1
7	10.37.75.02	3		SPINDLE BODY	1
8	10.37.75.01	5		SHAFT	1
9	T116-00296	0		PACKING OR 3050	2
10	10.37.75.12	1		PLUG	2
11	10.37.75.06	0		FRONT SPACER	1
12	T073-00437A	1	SKF	25° BEARING 71918-ACDT-P4A-TBTB VT105A (TERNA)	1
13	T116-00634	0		PACKING OR 2500	1
14	10.37.75.05	0		FRONT LABYRINTH	1
15	T252-00373	0		SCREW UNI 5931 M 6x16	6
16	T116-00318	0		PACKING OR 3218	1
17	10.37.44.15	0		PIN	1
18	10.37.75.16	0		M77x1.5 LOCKRING	1
19	10.37.56.08	0		THRUST RING	1
20	T130-00007	0		TONGUE "A" UNI 6604 6x6x45	2
21	10.37.75.17	0		THRUST RING	1
22	10.37.75.13	1		M80x1.5 LOCKRING	1
23	T107-00092	0	NADELLA	90x2 LOCKRING LRE-25	1
24	10.37.75.09	0		INT. SPACER RING	1
25	10.37.75.10	0		EXT. SPACER RING	1



Biglia

Description

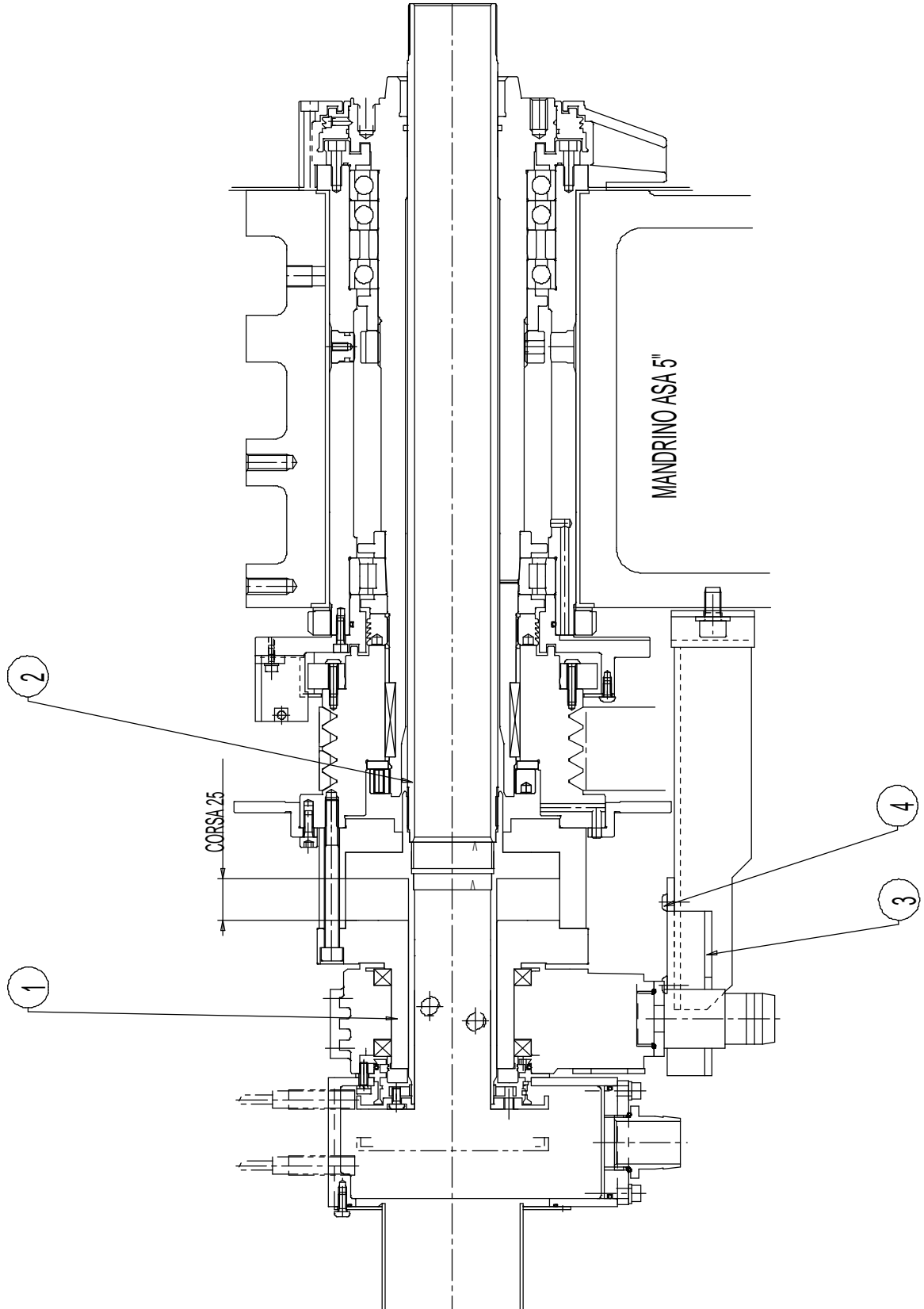
**AUTOBLOK VN 102/46 CYLINDER
APPLICATION**

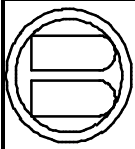
N.dis. **10.92.29.00**

I.M. **0**

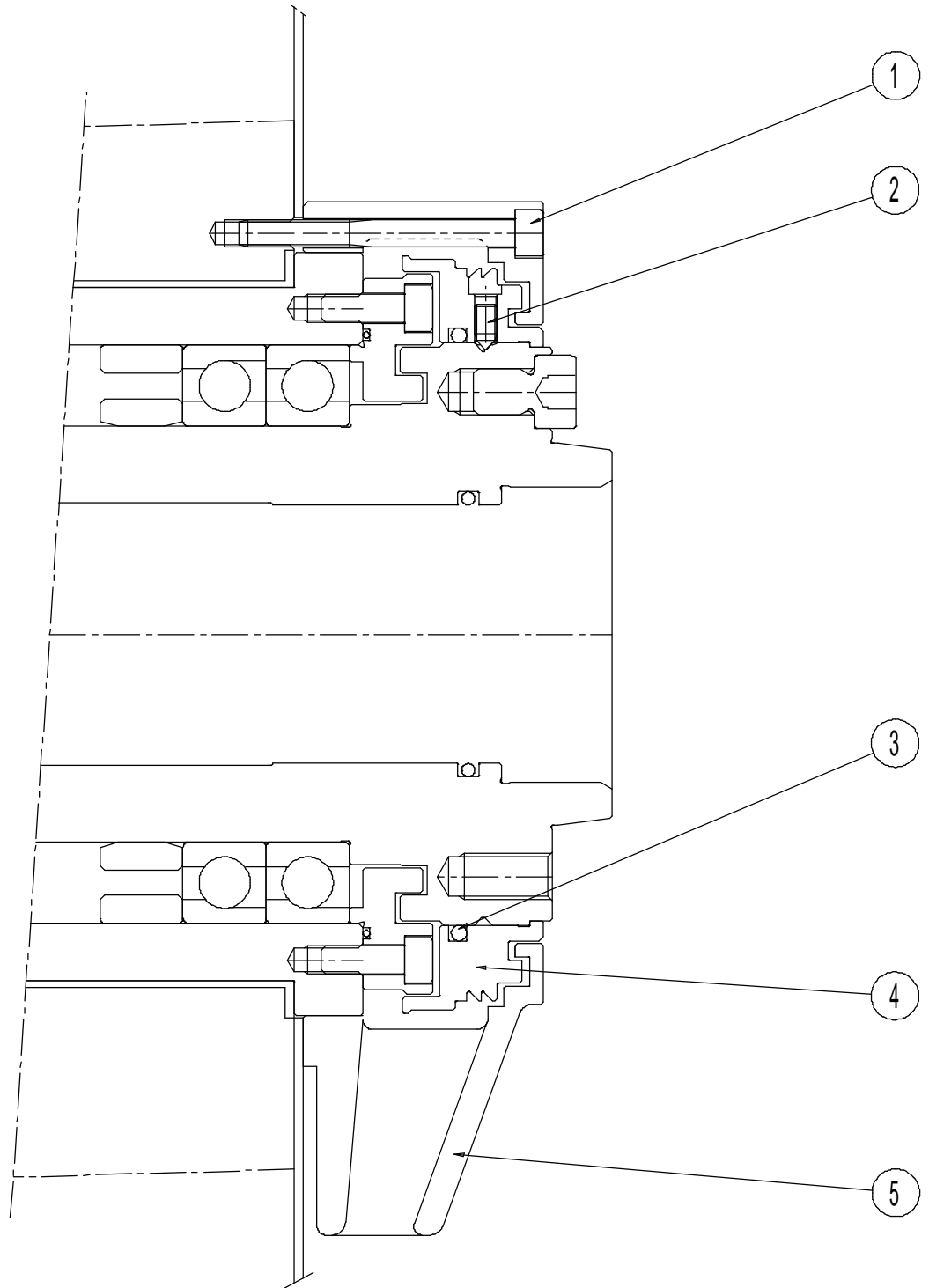
Capitolo **3**

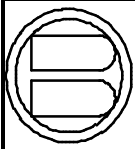
Data **06/03/2001**



**Biglia***Description***AUTOBLOK VN 102/46 CYLINDER
APPLICATION***N.dis.* **10.92.29.00**I.M. **0***Capitolo* **3***Data* **06/03/2001**

PO	CODE	I.M.	CONSTRUCTOR	DESCRIPTION CONSTRUCTOR CODE	QU.
1	T057-00334	1	AUTOBLOK	CYLINDER TO OPEN AND CLOSE THE SPINDLE VN 102-46-50131270	1
2	10.92.29.01	2		TUBE SLEEVE	1
3	10.92.29.02	1		ANTIROTATION BRACKET	1
4	T252-00359	0		SCREW UNI 7380 M 6x10-10.9	4



**Biglia***Description***ASA 5" FLANGE ASSEMBLY***N.dis.* **10.86.10.00**I.M. **1***Capitolo* **3***Data* **15/05/2000**

PO	CODE	I.M.	CONSTRUCTOR	DESCRIPTION CONSTRUCTOR CODE	QU.
1	T252-00383	0		SCREW UNI 5931 M 6x60	3
2	T252-00570	1		SCREW UNI 5927 M 5x10	3
3	T116-00368	0		PACKING OR 4500	1
4	10.86.10.02	3		LABYRINTH	1
5	10.86.10.01	1		FLANGE	1



Biglia

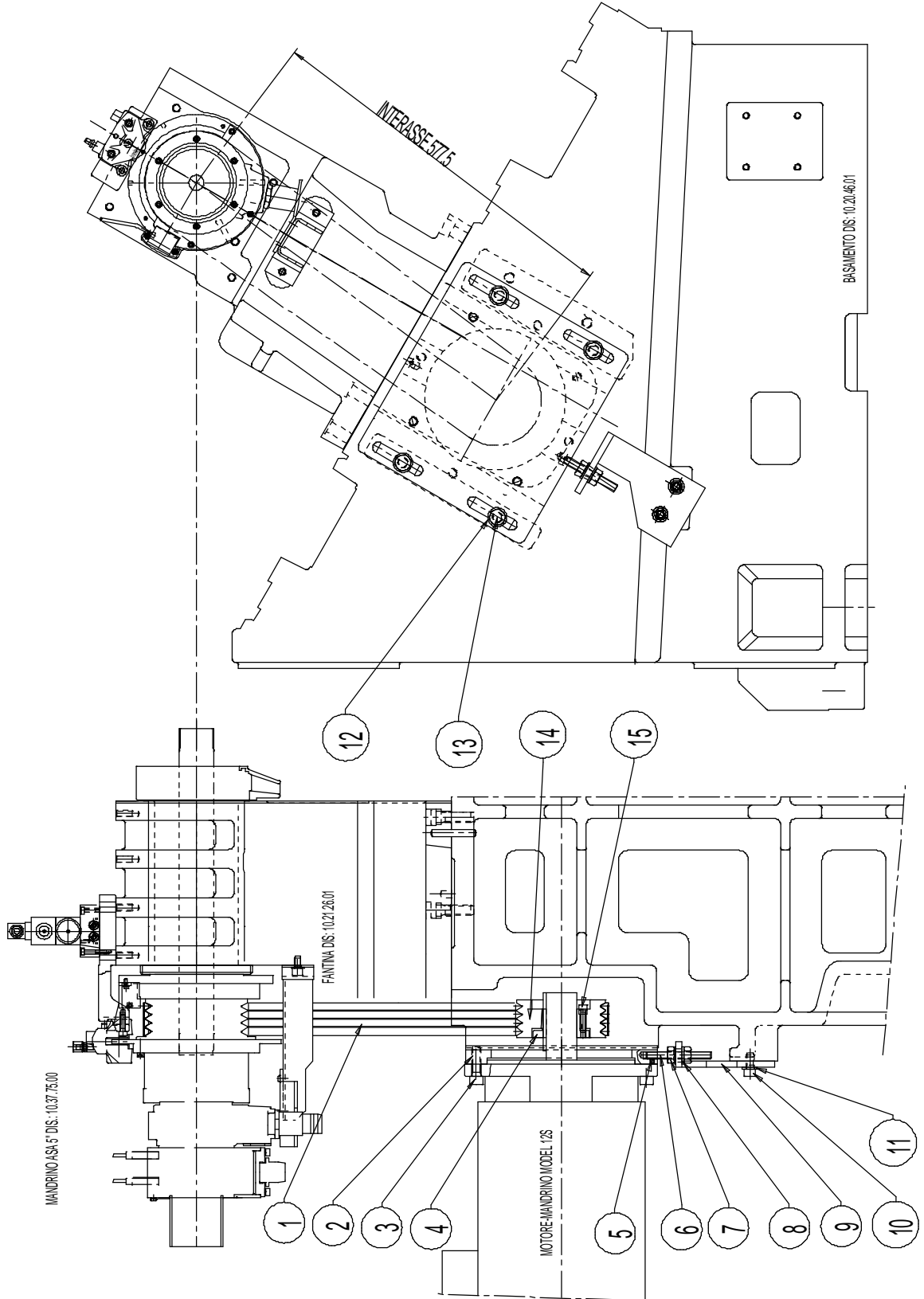
Description
"ASA5" SPINDLE DRIVE ASSEMBLY

N.dis. 10.36.59.00

I.M. 1

Capitolo 3

Data 10/11/2000





Description
"ASA5" SPINDLE DRIVE ASSEMBLY

N.dis. 10.36.59.00

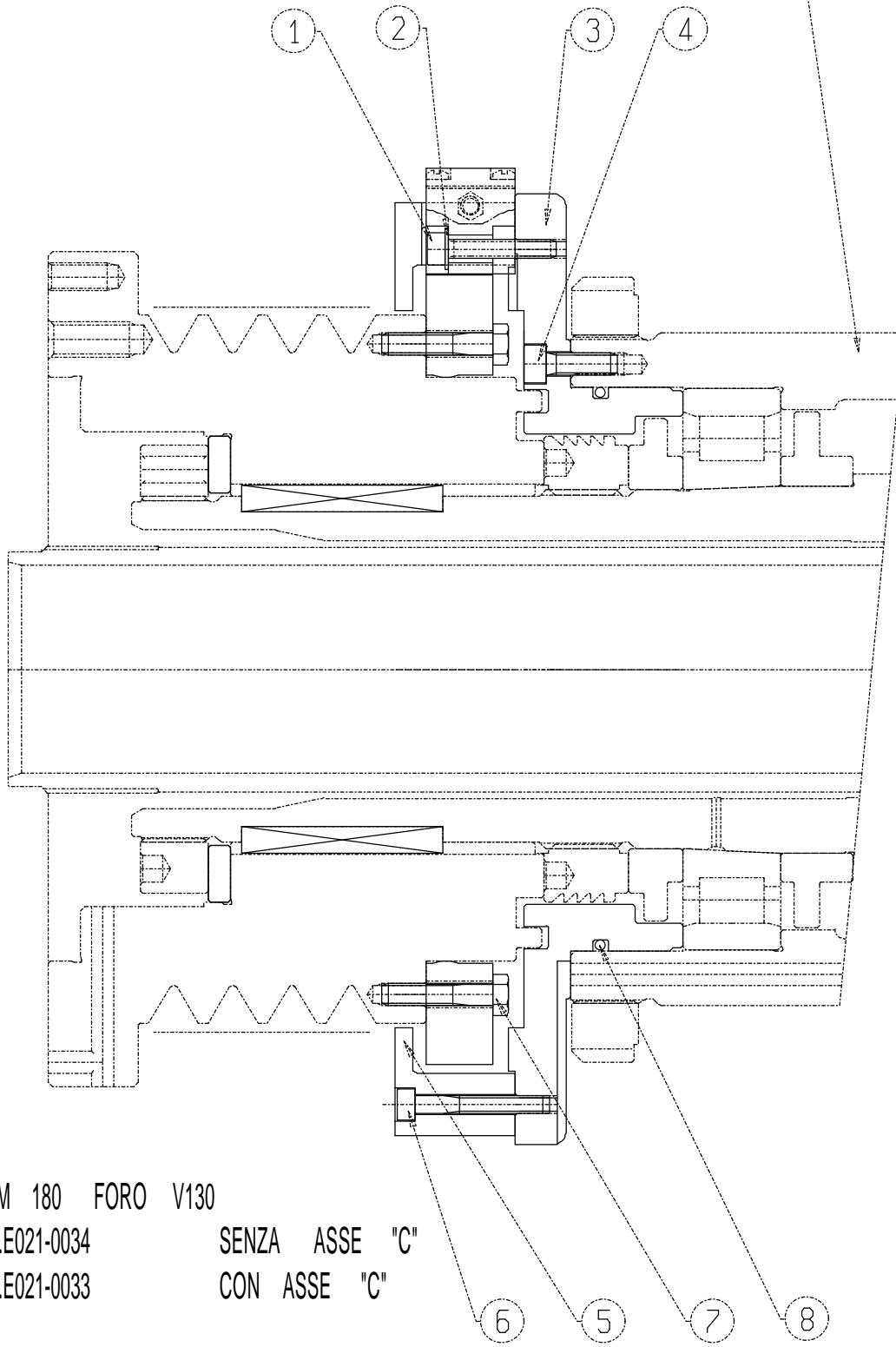
I.M. 1

Capitolo 3

Data 10/11/2000

PO	CODE	I.M.	CONSTRUCTOR	DESCRIPTION CONSTRUCTOR CODE	QU.
1	T058-00204	0	POLYFLEX	BELT 11M-1650-JB2	2
2	10.36.18.05	7		MOTOR SUPPORT	1
3	T252-00717	0		SCREW UNI 5931 M 14x45	4
4	T036-00018	0	POGGI	SYSTEM-P SPLICER R-4830/48	1
5	T252-00653	0		SCREW UNI 5923 M 6x8	1
6	10.36.59.01	0		M12 TIE ROD	1
7	T075-00004	0		NUT UNI 5588 M 12	2
8	T201-00012	0		WASHER UNI 6592 13x24	2
9	10.36.59.02	1		PIN SUPPORT BRACKET	1
10	T252-00280	0		SCREW UNI 5931 M 12x25	2
11	T201-00012	0		WASHER UNI 6592 13x24	2
12	T201-00014	0		WASHER UNI 6592 17x30	4
13	T252-00305	0		SCREW UNI 5931 M 16x50	4
14	10.36.18.04	0		Dp 142.66 MOTOR PULLEY	1
15	T252-00407	0		SCREW UNI 5931 M 8x35	2

MANDRINO PRINCIPALE ASA 5" ϕ 150



ERM 180 FORO V130

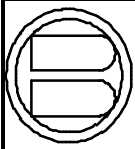
cod.E021-0034

cod.E021-0033

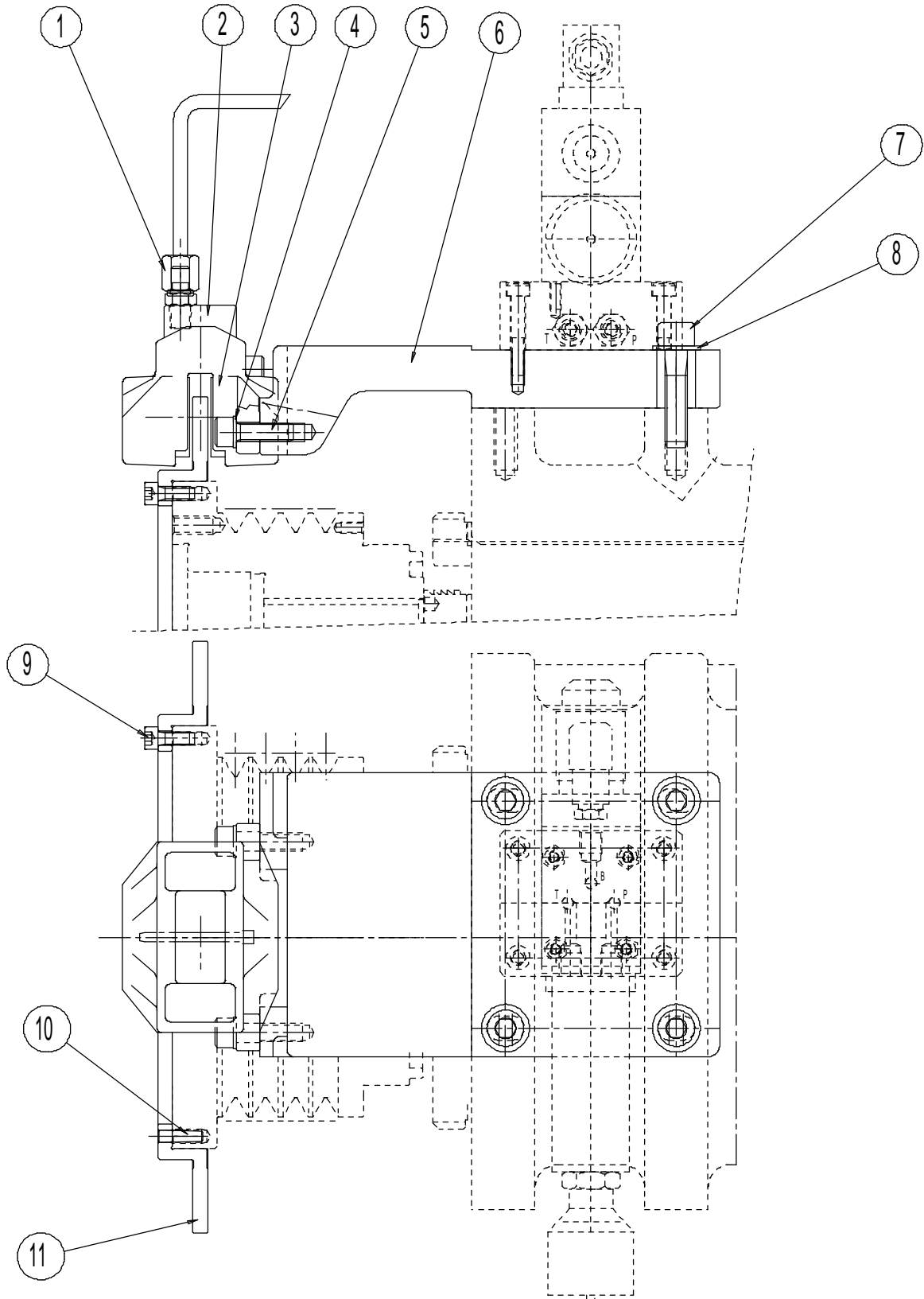
SENZA ASSE "C"

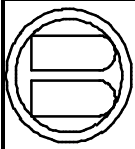
CON ASSE "C"

6 5 7 8

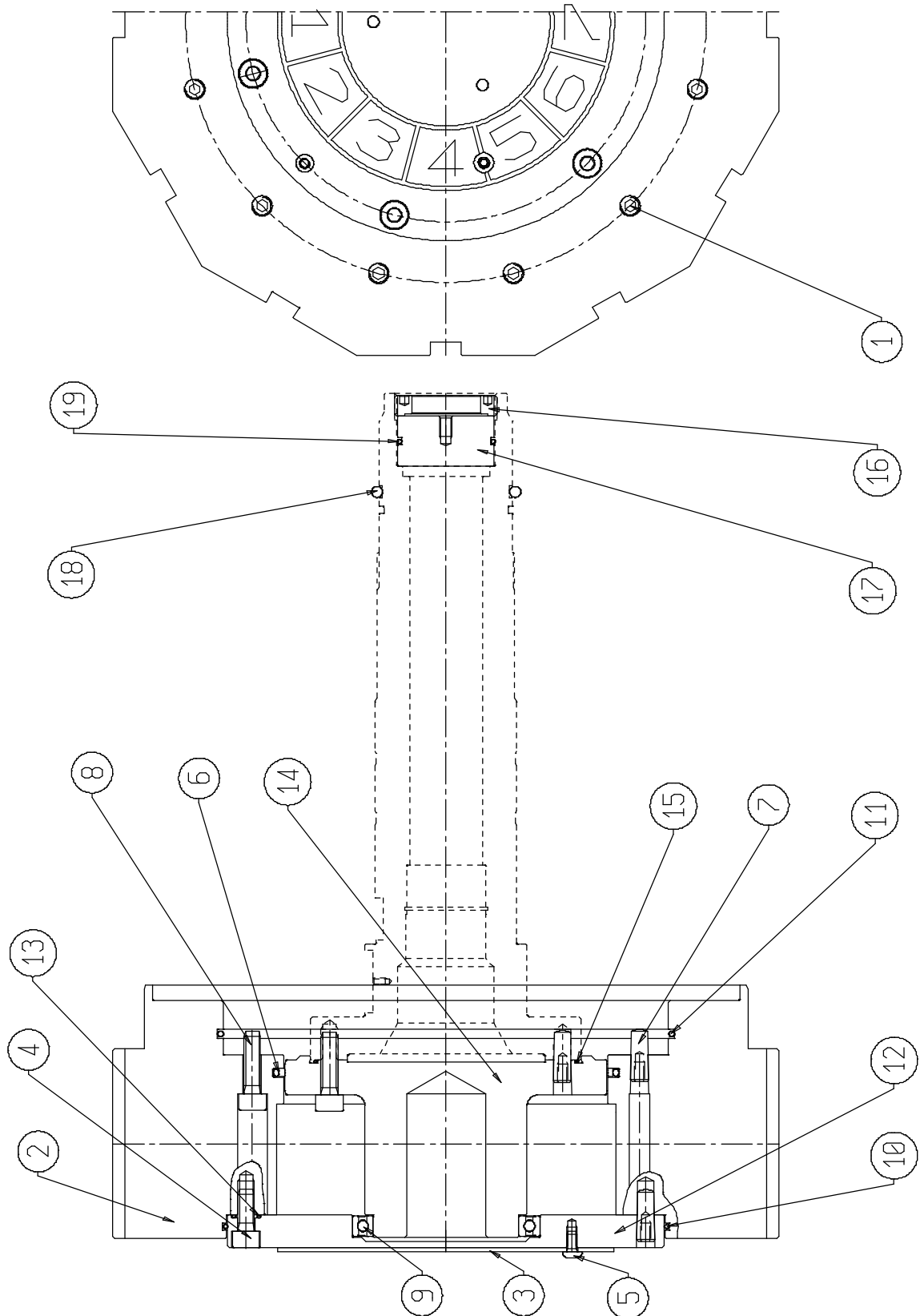
**Biglia***Description***PHONIC-WHELL ASA 5" APPLICATION***N.dis.* **10.67.73.00**I.M. **2***Capitolo* **3***Data* **25/05/2001**

PO	CODE	I.M.	CONSTRUCTOR	DESCRIPTION CONSTRUCTOR CODE	QU.
1	T252-00325	0		SCREW UNI 5931 M 4x25	2
2	T201-00021	0		WASHER UNI 6592 4.3x9	2
3	10.67.73.01	2		FLANGE	1
4	T252-00344	1		SCREW UNI 5931 M 5x16	6
5	10.67.73.02	2		PROTECTION RING	1
6	T252-00335	0		SCREW UNI 5931 M 4x30	4
7	T252-00879	0		SCREW UNI 5737 M 5x25	6
8	T116-00336	0		PACKING OR 3475	1



**Biglia***Description***BRAKE APPLICATION ASSEMBLY***N.dis.* **10.40.37.00**I.M. **2***Capitolo* **3***Data* **10/10/2000**

PO	CODE	I.M.	CONSTRUCTOR	DESCRIPTION CONSTRUCTOR CODE	QU.
1	T190-00175	0	LARGA	1/8" PIPE 6 FITTING E2118506000	4
2	T170-00154	1	BREMBO	HYDRAULIC COLLET P2105N 20.5161.10 20.5161.51/1	1
3	T162-00004	0	BREMBO	BRAKE PLUGNUT 107.2686.14(COPPIA)	1
4	T201-00019	0		WASHER UNI 6592 8.4x17	2
5	T252-00401	0		SCREW UNI 5931 M 8x16	2
6	10.40.37.01	4		BRAKE SUPPORT	1
7	T252-00259	0		SCREW UNI 5931 M 10x45	4
8	T201-00018	0		WASHER UNI 6592 10.5 x21	4
9	T252-00429	0		SCREW UNI 5931 M 6x15	6
10	T226-00037	0		TAPPER PIN UNI 7284 5x20	3
11	10.40.30.01	2		BRAKE DISK 260	1





Description
TOOL-HOLDING PLATE ASSEMBLY

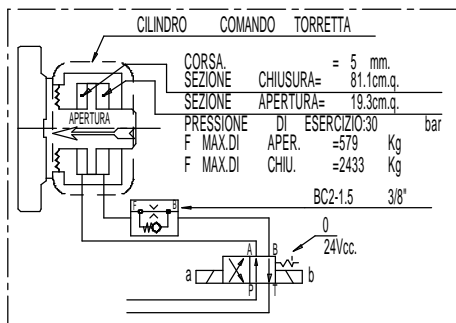
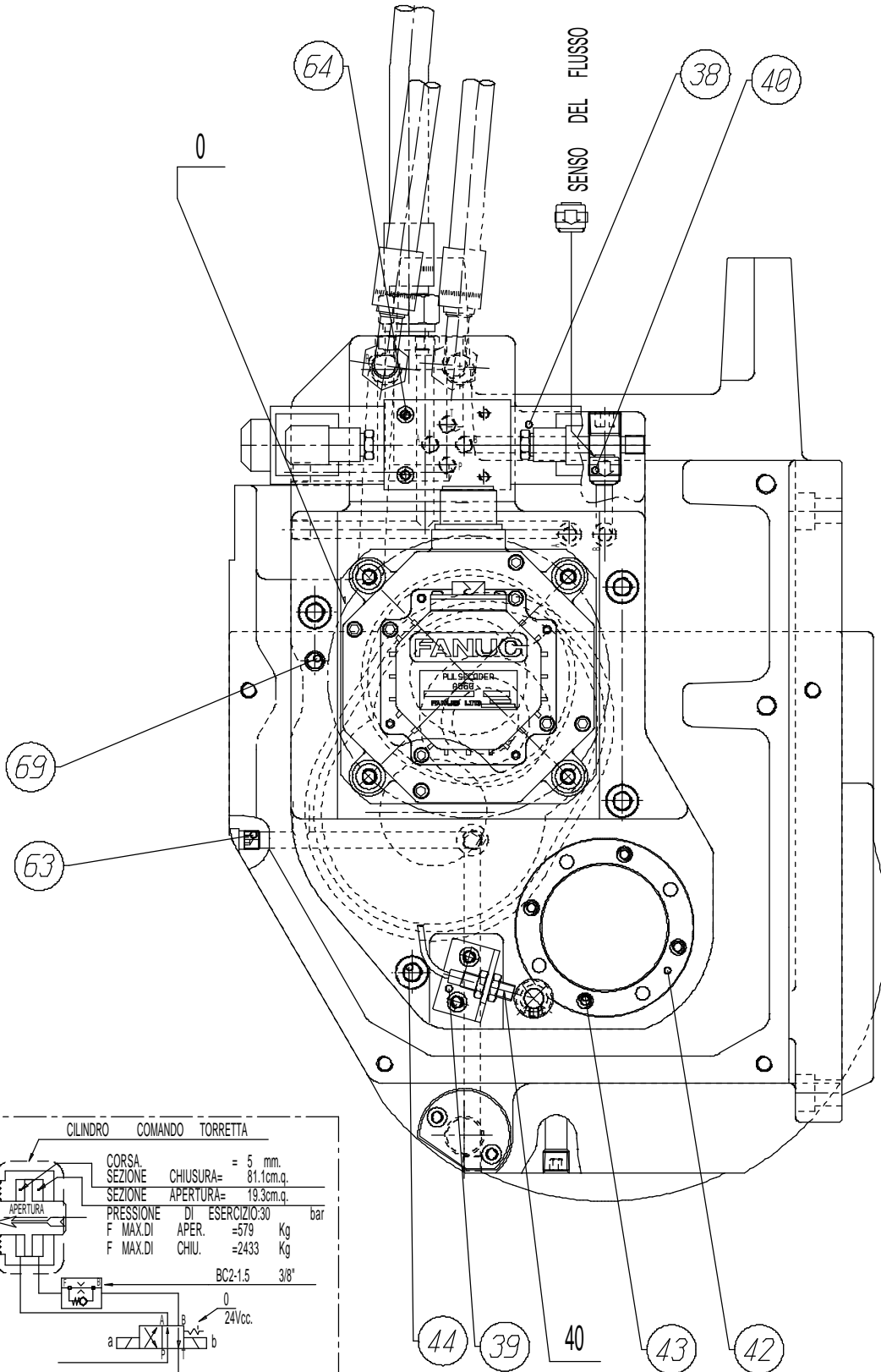
N.dis. **10.54.55.00**

I.M. **2**

Capitolo **4**

Data **30/11/2001**

PO	CODE	I.M.	CONSTRUCTOR	DESCRIPTION CONSTRUCTOR CODE	QU.
1	T236-00016	0		CONICAL PLUG DIN 906 1/8" GAS	1
2	10.54.55.01	0		TOOL-HOLDING PLATE	1
3	10.54.35.02	1		NUMBERED DISK	1
4	T252-00402	0		SCREW UNI 5931 M 8x20	1
5	T252-00338	0		SCREW UNI 7380 M 5x10-10.9	1
6	T116-00611	0	POLYPAC	ROTARY SHAFT GASKET TIN155/RL25/4470	1
7	T226-00153	0		TAPPER PIN UNI 7284 8x25	6
8	T252-00432	1		SCREW UNI 5931 M 8x30	18
9	T073-00379	0	SKF	RADIAL BEARING 61814-2RS1	1
10	T116-00607	0		PACKING OR 3825	1
11	T116-00384	0		PACKING OR 4825	1
12	10.54.54.02	4		TOOL HOLDING PLATE COVER	1
13	T116-00255	0		PACKING OR 2043	6
14	10.54.55.02	2		FRONT HUB	1
15	T116-00655	0		PACKING OR 2475	1
16	10.83.10.16	3		M49x2 LOCKRING	1
17	10.54.55.03	1		PLUG	1
18	T116-00214	0		PACKING OR 6225	1
19	T116-00309	0		PACKING OR 3162	1





Biglia

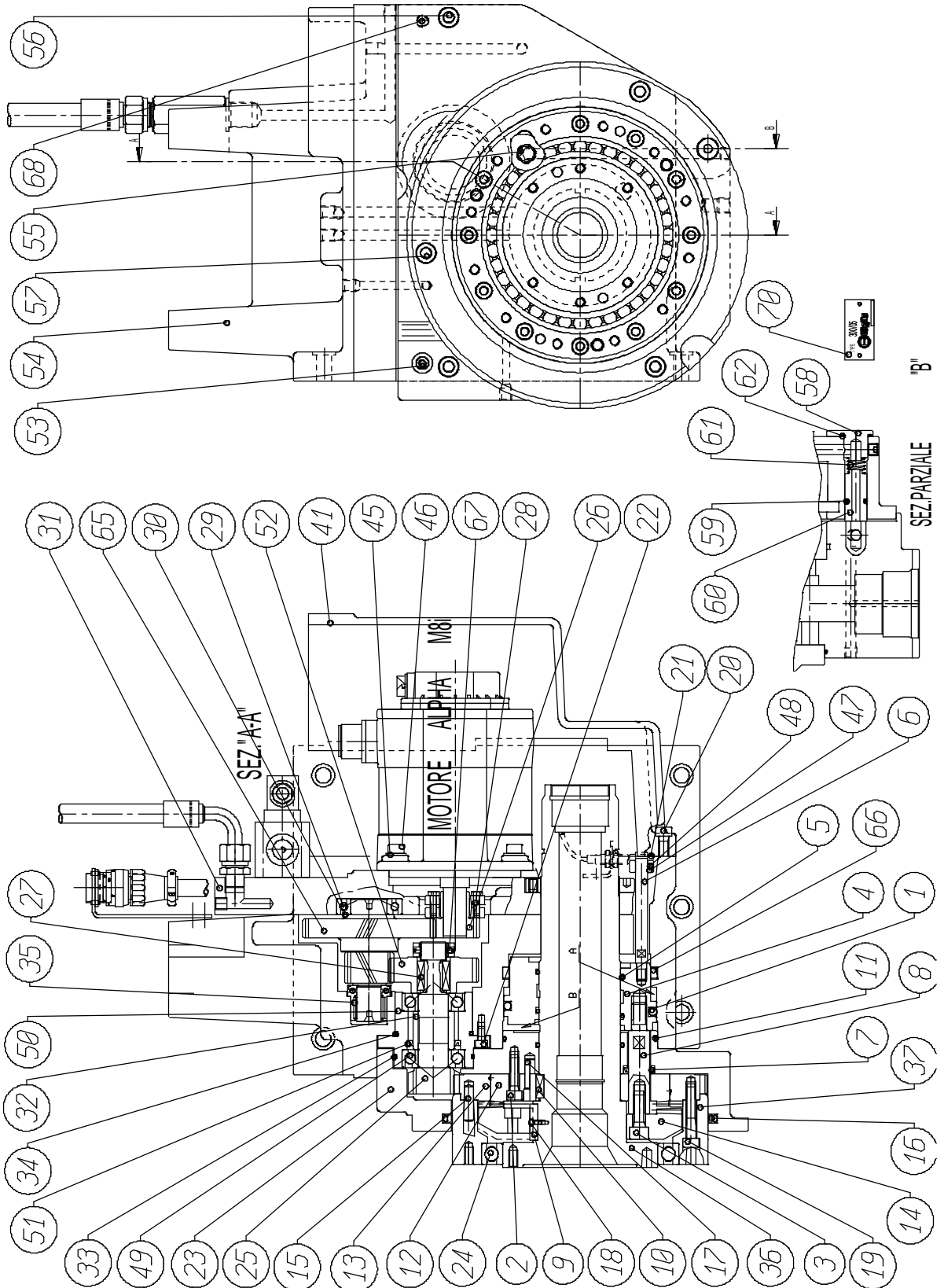
Description
ELECTRIC TURRET ASSEMBLY

N.dis. **10.48.26.00.2**

I.M. **2**

Capitolo **5**

Data **17/03/2003**





Description
ELECTRIC TURRET ASSEMBLY

N.dis. **10.48.26.00.2** I.M. **2**

Capitolo **5**

Data **17/03/2003**

PO	CODE	I.M.	CONSTRUCTOR	DESCRIPTION CONSTRUCTOR CODE	QU.
1	T116-00745	0		PACKING OR 197	1
2	T252-00432	1		SCREW UNI 5931 M 8x30	12
3	T252-00707	0		SCREW UNI 5931 M 10x30-12.9	6
4	10.48.13.13	7		PISTON	1
5	T116-00224	0		PACKING OR 171	3
6	10.48.26.11	0		ROD	1
7	T116-00720	0	MIROS	GASKET MAD 2618	6
8	10.48.13.14	1		TIE ROD	6
9	T130-00014	0		TONGUE "A" UNI 6604 8x7x30	2
10	T130-00013	0		TONGUE "A" UNI 6604 8x7x25	1
11	T116-00614	0		PACKING OR 4487	1
12	10.48.13.031	3		FRONT GEAR	1
13	10.48.13.041	2		FRONT GEAR	1
14	10.48.13.051	2		GEAR	1
15	T226-00104	0		CYLINDRICAL PIN B UNI 6364 8x30	3
16	T116-00630	0	POLYPAC	ROTARY SHAFT GASKET TIN214/RL25/4470	1
17	T226-00103	0		CYLINDRICAL PIN B UNI 6364 8x25	3
18	T252-00708	0		SCREW UNI 9327 M 3x8	1
19	T252-00409	0		SCREW UNI 5931 M 8x45	12
20	T252-00432	1		SCREW UNI 5931 M 8x30	4
21	10.48.18.06	0		PACKING TURRET COVER	1
22	T252-00370	0		SCREW UNI 5931 M 6x12	3
23	10.48.26.13	4		FLANGE	1
24	T073-00368	0	SKF	RADIAL BEARING 61826	1
25	10.48.26.06.1	0		PINION Z=14	1
26	10.48.26.07	0		Z 16 MOTOR GEAR	1
27	10.48.26.19.1	0		"A" 6x6x25 TONGUE	2
28	T036-00024	0	KTR	SPLICER 24x50 KTR 600 24x50	1
29	T073-00065	0	FAG	15° BEARING B7006C-TPA-P4-UL	1
30	T201-00056	0		WASHER PS 30x42x1	1



Description
ELECTRIC TURRET ASSEMBLY

N.dis. **10.48.26.00.2** I.M. **2**

Capitolo **5**

Data **17/03/2003**

31	10.48.26.02.1	1		MOTOR SUPPORT PLATE	1
32	10.48.26.09.1	0		SPACER	1
33	T116-00627	0		PACKING OR 3243	1
34	T116-00321	0		PACKING OR 3237	1
35	T073-00424	0	INA	BEARING NKX20Z	1
36	10.48.23.01	6		SHAFT	1
37	10.48.23.02	3		BEARING HOLDING RING	1
38	T087-00086	0	DUPLOMATIC	BISTABLE 4/2 ELECTROVALVE 24 Vcc MD1D-RK	1
39	10.48.13.28	1		MICRO PLATE	1
40	T249-00070	0	HAWE	CHECK VALVE BC2-1.5 3/8"	0
41	10.48.26.03	4		TURRET COVER	1
42	10.48.13.16	1		LOCKRING	1
43	T252-00658	0		SCREW UNI 5923 M 8x12	4
44	T252-00257	0		SCREW UNI 5931 M 10x35	3
45	T201-00019	0		WASHER UNI 6592 8.4x17	4
46	T252-00407	0		SCREW UNI 5931 M 8x35	4
47	10.48.26.12	0		MICRO RING	1
48	T252-00643	0		SCREW UNI 5923 M 5x5	1
49	T073-00393	0	SKF	25° BEARING 7205-BE	2
50	10.48.26.08.1	3		BEARING JACKET	1
51	T116-00698	0	DICHTA	PACKING SD45354	1
52	10.48.26.05.1	0		DRIVEN GEAR Z=32	1
53	T226-00170	0		TAPPER PIN UNI 7284 10x36	1
54	10.48.26.01	7		ELECTRIC TURRET BODY	1
55	T116-00256	0		PACKING OR 2050	1
56	T252-00256	0		SCREW UNI 5931 M 10x30	2
57	T252-00259	0		SCREW UNI 5931 M 10x45	4
58	10.48.21.06	0		PLUG	1
59	T116-00174	0		PACKING OR 117	1
60	10.48.21.05	1		VALVE	1
61	10.48.13.24	1		SPRING	1
62	T116-00262	0		PACKING OR 2087	1



Description
ELECTRIC TURRET ASSEMBLY

N.dis. **10.48.26.00.2**

I.M. **2**

Capitolo **5**

Data **17/03/2003**

63	T236-00016	0		CONICAL PLUG DIN 906 1/8" GAS	8
64	T252-00353	0		SCREW UNI 5931 M 5x50	4
65	10.48.26.04	0		Z=16/Z=48 DOUPLE GEAR	1
66	T116-00748	0	MIROS	AXIAL PACKING CSC 130118	1
67	T107-00078	0	NADELLA	22x1.5 LOCKRING LRE-7	1
68	T226-00208	0		CYLINDRICAL PIN UNI 1707 12x25	1
69	T226-00102	0		CYLINDRICAL PIN B UNI 6364 8x20	1
70	10.55.17.52.5	0		DATA PLATE	1



Biglia

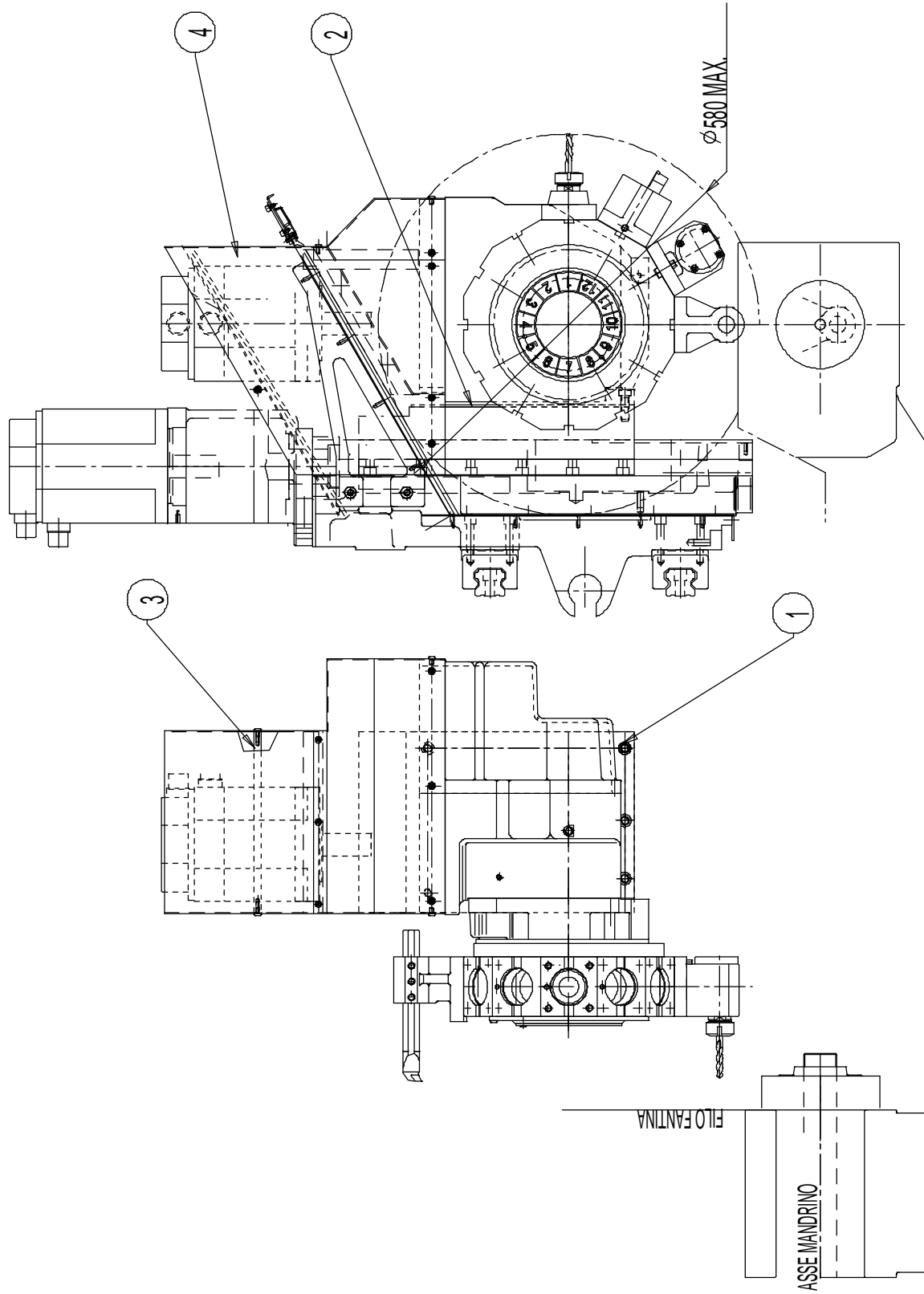
Description
TURRET APPLICATION ASSEMBLY

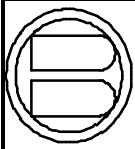
N.dis. **10.47.87.00**

I.M. **1**

Capitolo **5**

Data **29/06/2000**





Biglia

Description

TURRET APPLICATION ASSEMBLY

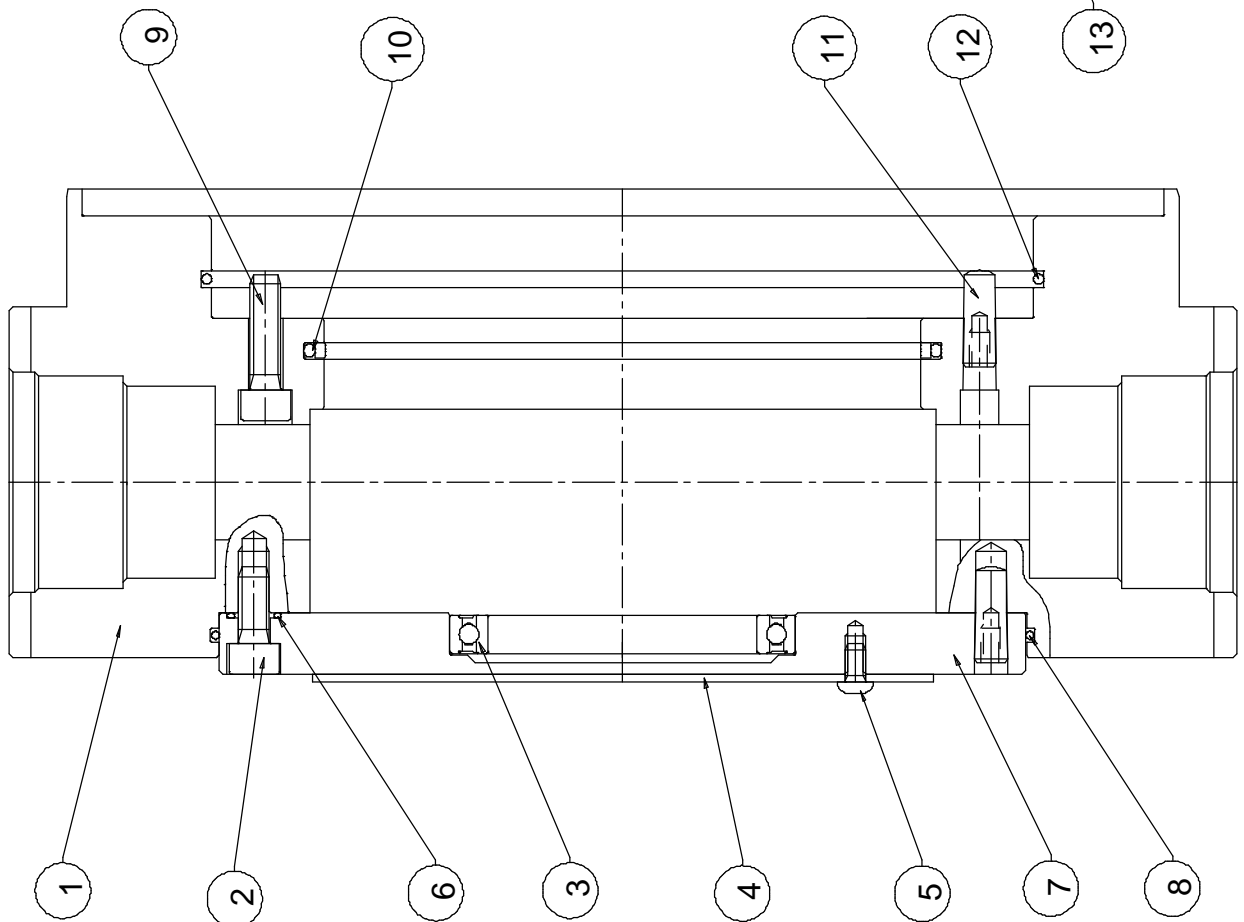
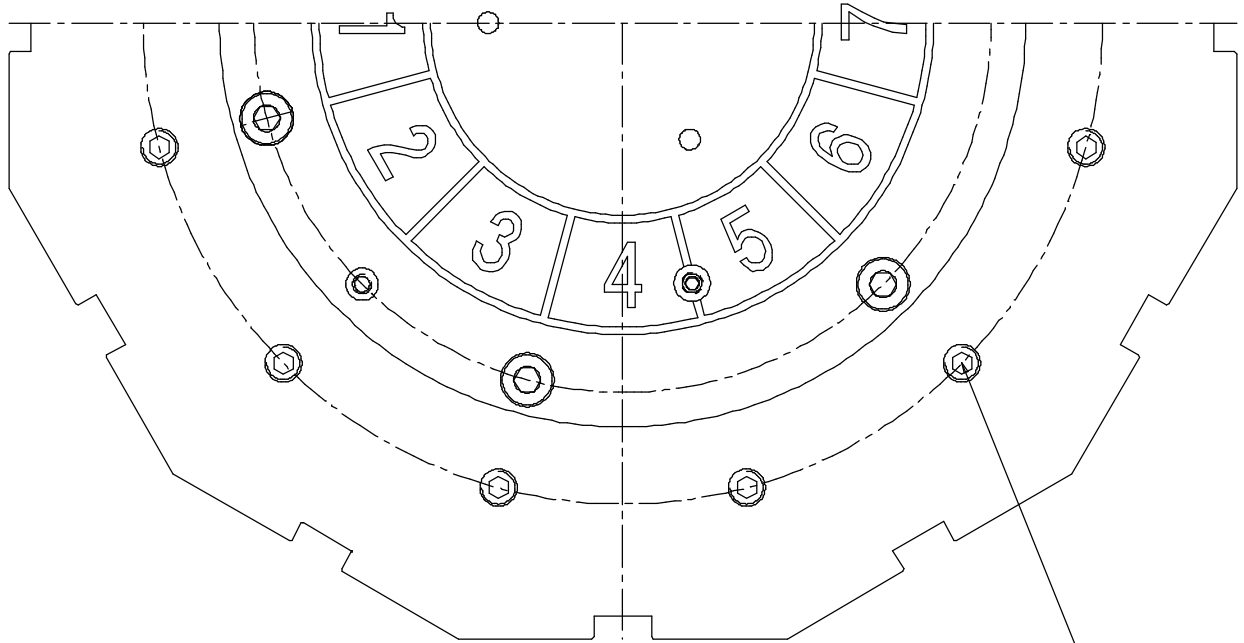
N.dis. **10.47.87.00**

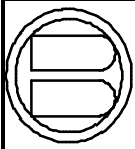
I.M. **1**

Capitolo **5**

Data **29/06/2000**

PO	CODE	I.M.	CONSTRUCTOR	DESCRIPTION CONSTRUCTOR CODE	QU.
1	T252-00283	0		SCREW UNI 5931 M 12x40	5
2	10.47.98.02	2		INTERMEDIATE PLATE	1
3	10.47.87.03	0		SPACER	1
4	10.47.87.01	2		TURRET GUARD	1



**Biglia***Description***MOTOR-DRIVEN TOOL-HOLDING
PLATE ASSEMBLY***N.dis.* **10.54.54.00***I.M.* **1***Capitolo* **5***Data* **21/11/1997**

PO	CODE	I.M.	CONSTRUCTOR	DESCRIPTION CONSTRUCTOR CODE	QU.
1	10.54.54.01	0		TOOL-HOLDING PLATE	1
2	T252-00402	0		SCREW UNI 5931 M 8x20	6
3	T073-00379	0	SKF	RADIAL BEARING 61814-2RS1	1
4	10.54.35.02	1		NUMBERED DISK	1
5	T252-00338	0		SCREW UNI 7380 M 5x10-10.9	3
6	T116-00255	0		PACKING OR 2043	6
7	10.54.54.02	4		TOOL HOLDING PLATE COVER	1
8	T116-00607	0		PACKING OR 3825	1
9	T252-00432	1		SCREW UNI 5931 M 8x30	12
10	T116-00611	0	POLYPAC	ROTARY SHAFT GASKET TIN155/RL25/4470	1
11	T226-00153	0		TAPPER PIN UNI 7284 8x25	4
12	T116-00384	0		PACKING OR 4825	1
13	T236-00016	0		CONICAL PLUG DIN 906 1/8" GAS	12



Biglia

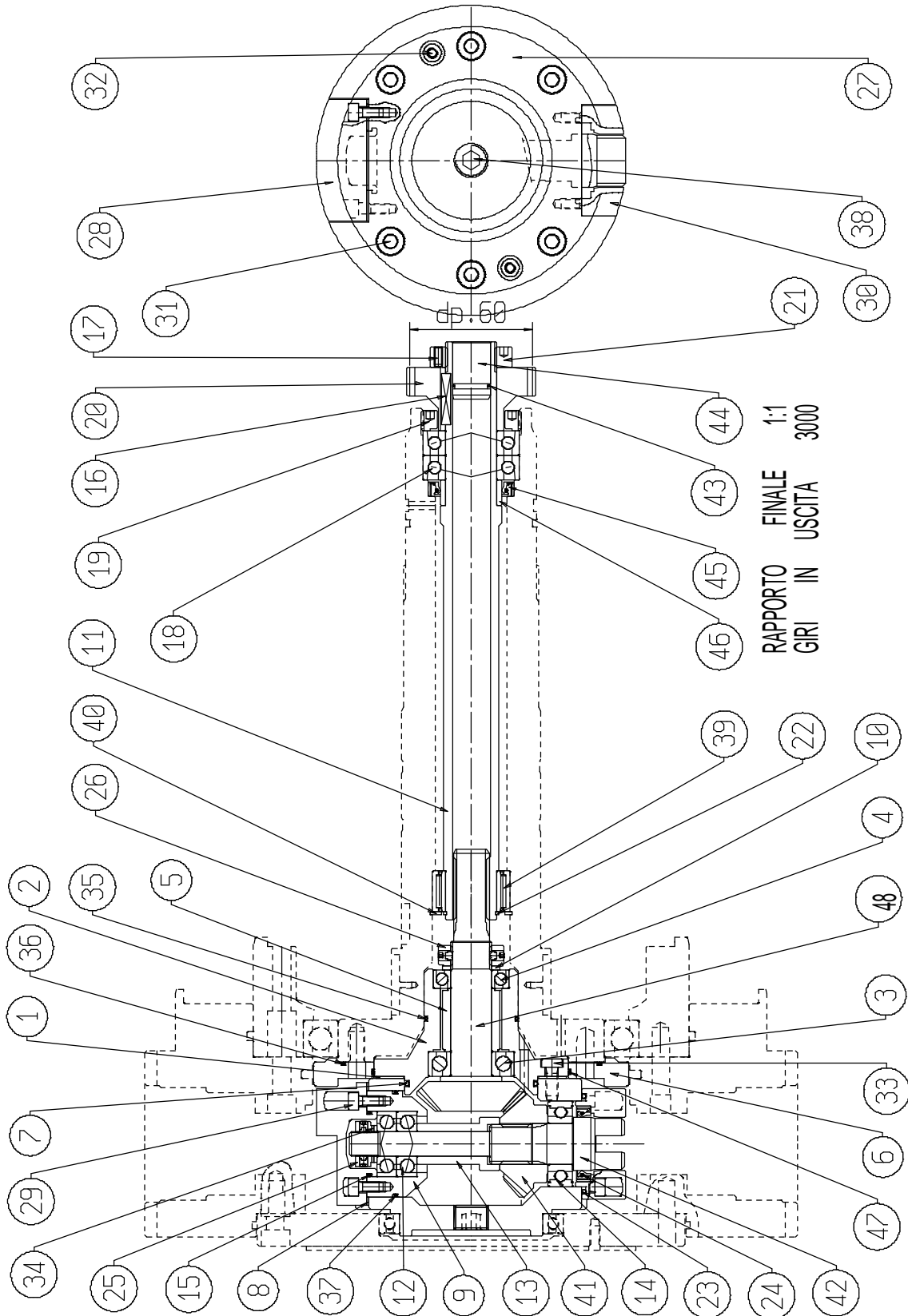
Description
TURRET MOTORIZATION ASSEMBLY

N.dis. **10.83.10.00**

I.M. **5**

Capitolo **5**

Data **13/03/2002**





Description
TURRET MOTORIZATION ASSEMBLY

N.dis. **10.83.10.00**

I.M. **5**

Capitolo **5**

Data **13/03/2002**

PO	CODE	I.M.	CONSTRUCTOR	DESCRIPTION CONSTRUCTOR CODE	QU.
1	10.83.10.13	0		PLATE	1
2	10.83.10.02	4		BUSH	1
3	T073-00048	1	SKF	15° BEARING 7004-CD-GL-P4A	1
4	T073-00237	0	SKF	15° BEARING 71904-CD-P4A	1
5	10.83.10.15	2		SPACER	1
6	10.83.10.12	3		FLANGE	1
7	T116-00321	0		PACKING OR 3237	1
8	10.83.10.14	0		PLATE	1
9	10.83.10.05	1		BUSH	1
10	T201-00048	0		WASHER SS 20x28x2	1
11	10.83.10.10	3		SHAFT	1
12	T073-00382	0	SKF	15° BEARING 7201-CD-P4A-GA	2
13	10.83.10.06	1		SPACER	1
14	T073-00132	0	SKF	RADIAL BEARING 6004	1
15	T116-00267	0		PACKING OR 2112	1
16	T130-00042	0		"A" 5x5x25 TONGUE	1
17	T252-00635	0		SCREW UNI 5923 M 4x10	4
18	T073-00362	0	SKF	15° BEARING 7005-CD-P4A-GA	2
19	10.83.10.16	3		M49x2 LOCKRING	1
20	10.83.10.11	1		GEARWHEEL	1
21	10.83.10.17	1		M25x1.5 LOCKRING	1
22	T007-00234	0	INA	SEEGER RING WR25	1
23	T116-00311	0		PACKING OR 3175	1
24	T116-00654	1	DICHTA	ROTARY SHAFT DIN 3760 GASKET 26377 A FPM	1
25	T107-00068	0	BIANCHI	12x1 LOCKRING MMR12	1
26	T107-00069	0	BIANCHI	20x1.5 LOCKRING MMR20x1.5	1
27	10.83.10.01	3		BODY	1
28	10.83.10.03	1		DOWEL	1
29	T252-00342	0		SCREW UNI 5931 M 5x12	12
30	10.83.10.04	1		DOWEL	1



Description
TURRET MOTORIZATION ASSEMBLY

N.dis. **10.83.10.00**

I.M. **5**

Capitolo **5**

Data **13/03/2002**

31	T252-00410	0		SCREW UNI 5931 M 8x50	6
32	T226-00185	0		TAPPER PIN UNI 7284 8x35	2
33	T252-00715	0		SCREW UNI 9327 M 6x16	6
34	T201-00046	0		WASHER SS 12x18x1.2	2
35	T116-00274	0		PACKING OR 2162	1
36	T116-00655	0		PACKING OR 2475	1
37	T116-00276	0		PACKING OR 2187	1
38	T236-00020	0		CONICAL PLUG DIN 906 3/8" GAS	1
39	T073-00423	0	INA	ROLLER BEARING NKI2520	1
40	T007-00193	0		SEEGER RING UNI 7437 38 I	1
41	10.83.10.08	3		BEVEL WHEEL	1
42	10.83.10.09	7		SHAFT	1
43	T116-00258	0		PACKING OR 2062	1
44	10.83.20.02	1		PLUG	1
45	T116-00729	1	DICHTA	ROTARY SHAFT DIN 3760 GASKET 30427 A FPM	1
46	T007-00238	0	INA	INTERNAL RING LR25x30x12.5	1
47	T116-00741	0		PACKING OR 2375	1
48	10.83.10.07	1		TAPERED PINION	1



Biglia

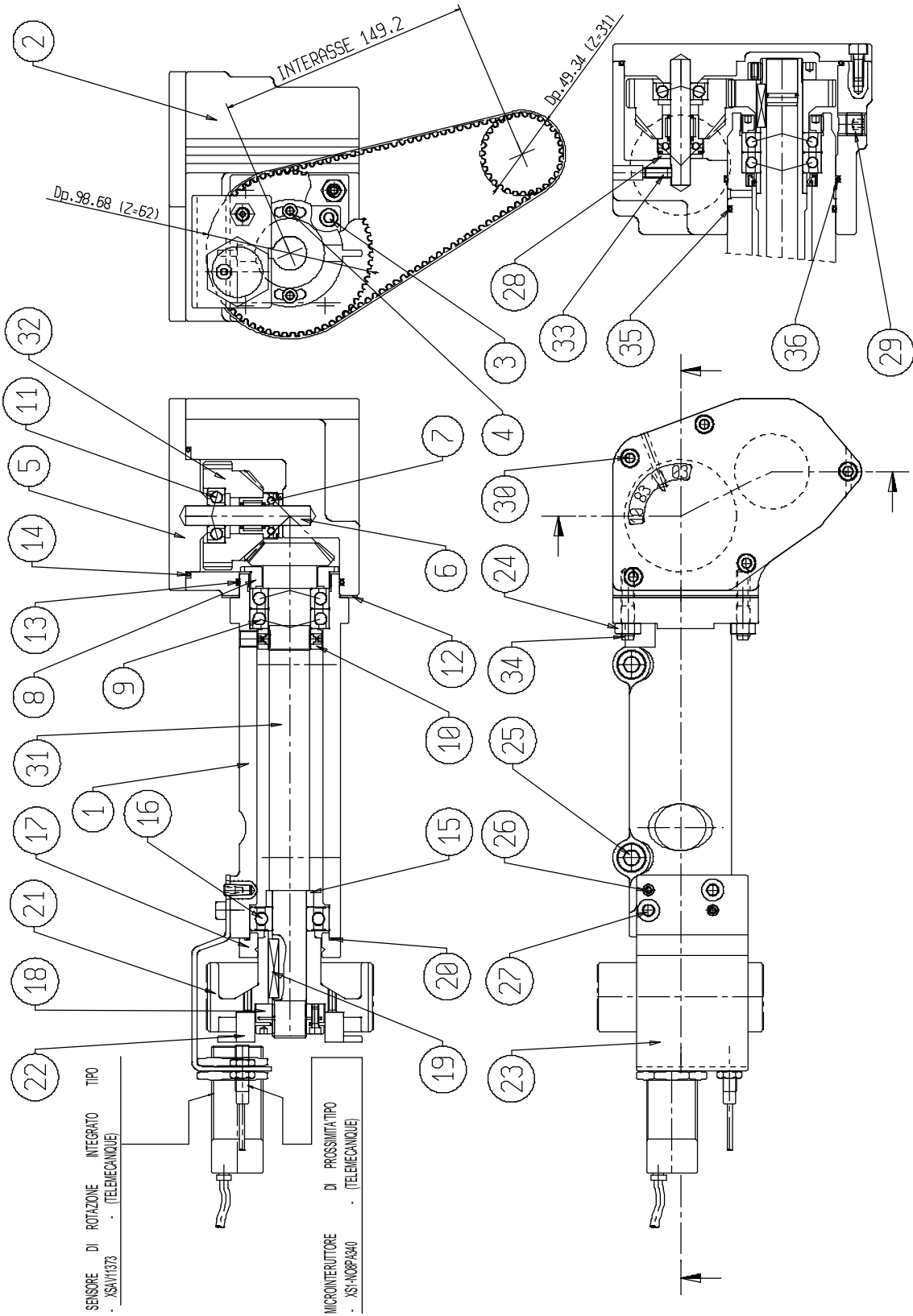
Description
**MOTOR-TURRET TRASMISSION H 122
ASSEMBLY**

N.dis. **10.83.11.00**

I.M. **8**

Capitolo **5**

Data **30/11/2001**





Description
**MOTOR-TURRET TRASMISSION H 122
 ASSEMBLY**

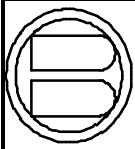
N.dis. **10.83.11.00**

I.M. **8**

Capitolo **5**

Data **30/11/2001**

PO	CODE	I.M.	CONSTRUCTOR	DESCRIPTION CONSTRUCTOR CODE	QU.
1	10.83.11.05	5		BODY	1
2	10.83.11.04	4		BODY	1
3	T252-00370	0		SCREW UNI 5931 M 6x12	4
4	T252-00427	0		SCREW UNI 5931 M 5x20	2
5	10.83.11.03	2		REAR COVER	1
6	10.83.11.10	1		PIN	1
7	T073-00390	0	INA	BEARING NKX12Z	1
8	10.83.11.17	0		M49x1.5 LOCKRING	1
9	T073-00362	0	SKF	15° BEARING 7005-CD-P4A-GA	2
10	T107-00075	0	BIANCHI	25x1 LOCKRING MMR25x1	1
11	T073-00382	0	SKF	15° BEARING 7201-CD-P4A-GA	1
12	10.83.11.14	1		PLATE	1
13	T116-00320	0		PACKING OR 3231	1
14	T116-00362	0		PACKING OR 4412	1
15	10.83.11.15	0		SPACER	1
16	T073-00165	0	SKF	RADIAL BEARING 6204-2RS1	1
17	10.83.11.06	1		FLANGE	1
18	T107-00030	0	SIDEROS SPIELT	M 20x1.5 LOCKRING MRS20x1.5	1
19	10.83.11.18	0		"A" 6x6x35 TONGUE	1
20	T116-00276	0		PACKING OR 2187	1
21	10.83.11.07	4		Z 62 PULLEY	1
22	10.83.11.13	3		RING	1
23	10.83.11.12	6		MICRO SUPPORT BRACKET	1
24	T075-00030	0		NUT UNI 5588 M 8	4
25	T252-00267	0		SCREW UNI 5931 M 10x80	2
26	T226-00207	0		TAPPER PIN UNI 7284 6x16	2
27	T252-00391	0		SCREW UNI 5931 M 8x12	2
28	T191-00021	0	INA	THRUST BEARING LS1226	1
29	T236-00015	0		CONICAL PLUG DIN 906 1/4" GAS	1
30	T252-00373	0		SCREW UNI 5931 M 6x16	5

**Biglia***Description***MOTOR-TURRET TRASMISSION H 122
ASSEMBLY***N.dis.* **10.83.11.00**I.M. **8***Capitolo* **5***Data* **30/11/2001**

31	10.83.11.01	2		PINION	1
32	10.83.11.02	2		IDLE GEAR	1
33	T252-00645	0		SCREW UNI 5923 M 6x16	1
34	T252-00856	0		SCREW UNI 5911 M 8x30	1
35	T116-00320	0		PACKING OR 3231	1
36	T116-00323	0		PACKING OR 3256	1



Biglia

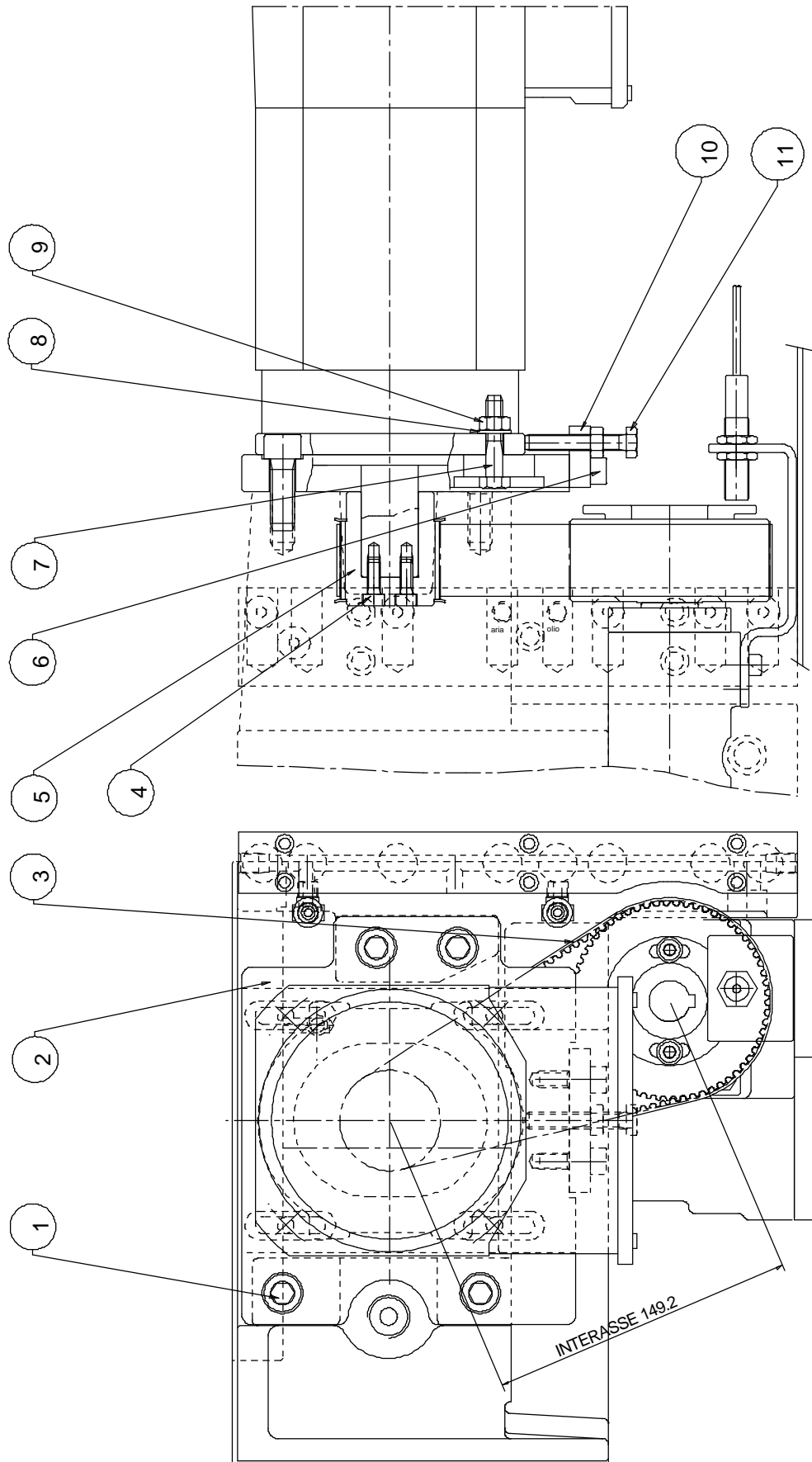
Description
TURRET DRIVE ASSEMBLY

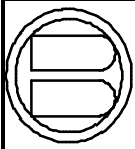
N.dis. **10.83.14.00**

I.M. **0**

Capitolo **5**

Data **22/01/1998**



**Biglia**

Description
TURRET DRIVE ASSEMBLY

N.dis. **10.83.14.00**

I.M. **0**

Capitolo **5**

Data **22/01/1998**

PO	CODE	I.M.	CONSTRUCTOR	DESCRIPTION CONSTRUCTOR CODE	QU.
1	T252-00282	0		SCREW UNI 5931 M 12x35	4
2	10.83.14.01	4		MOTOR PLATE	1
3	T058-00220	0	POGGI	TOOTHED BELT HTD 0535-5M-35	1
4	T252-00370	0		SCREW UNI 5931 M 6x12	2
5	10.83.14.02	1		Z=31 PULLEY	1
6	T252-00405	0		SCREW UNI 5931 M 8x25	2
7	T252-00214	0		SCREW UNI 5737 M 8x40	4
8	T201-00019	0		WASHER UNI 6592 8.4x17	4
9	T075-00030	0		NUT UNI 5588 M 8	5
10	10.83.14.03	2		PLATE	1
11	T252-00710	0		SCREW UNI 5739 M 8x50	1



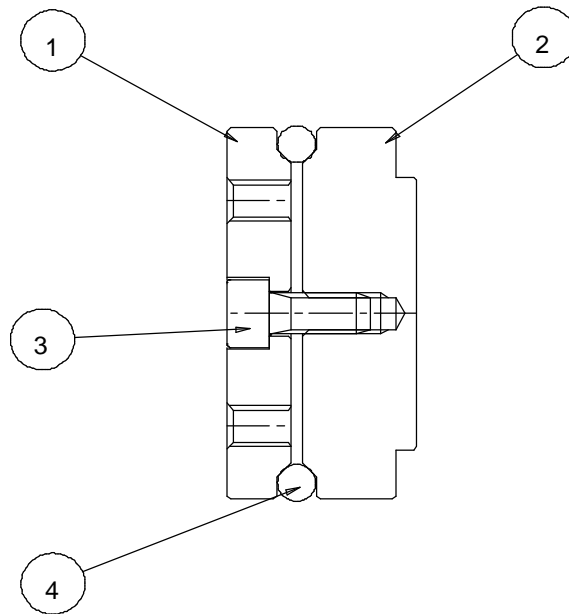
Description
PLUG ASSEMBLY

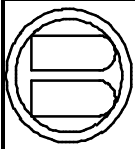
N.dis. **10.54.44.00**

I.M. **1**

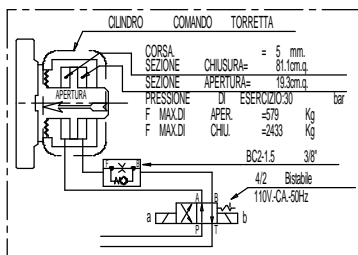
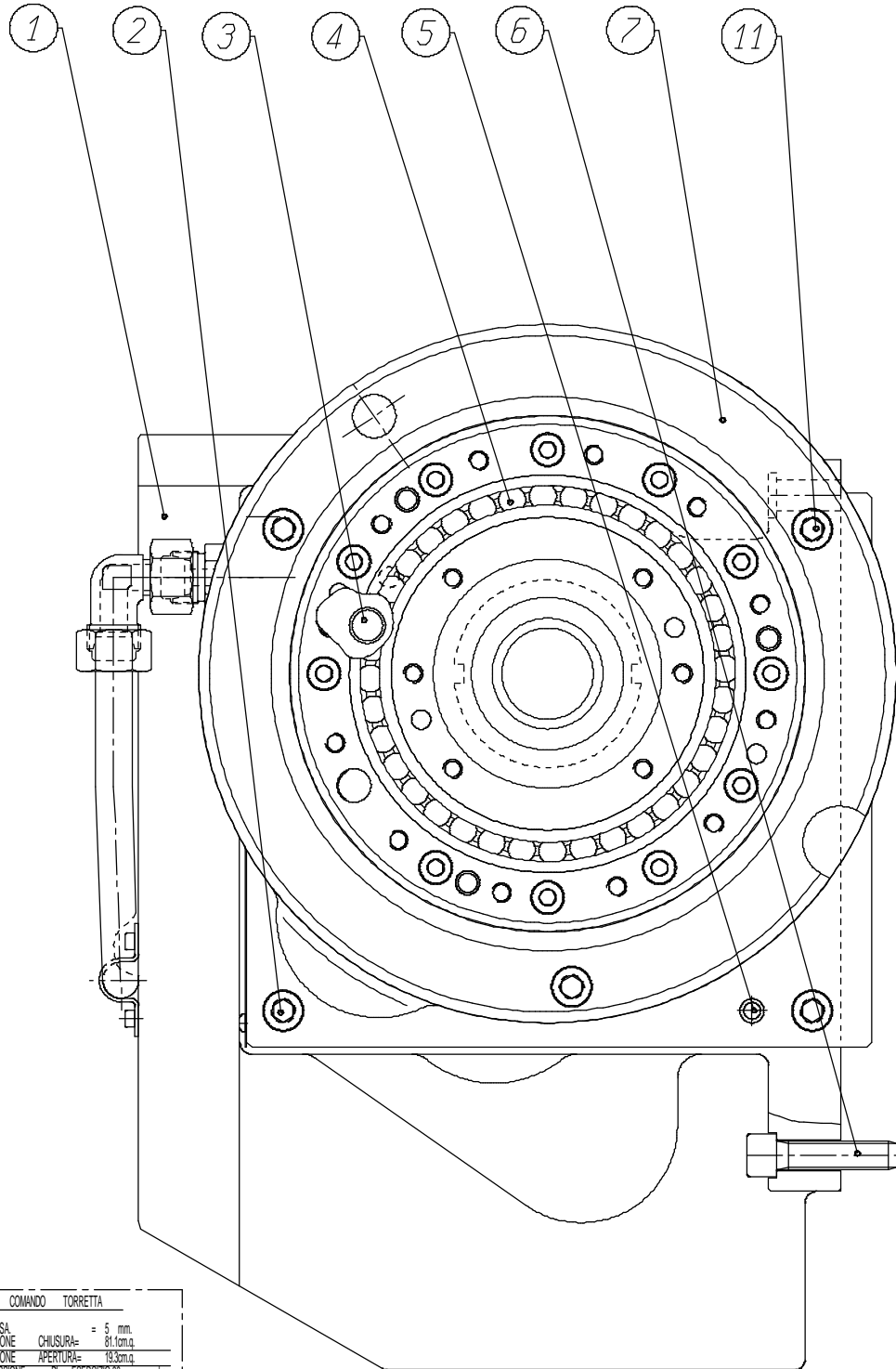
Capitolo **5**

Data **25/09/1996**



**Biglia***Description*
PLUG ASSEMBLY*N.dis.* **10.54.44.00**I.M. **1***Capitolo* **5***Data* **25/09/1996**

PO	CODE	I.M.	CONSTRUCTOR	DESCRIPTION CONSTRUCTOR CODE	QU.
1	10.54.44.02	4		FLANGE	1
2	10.54.44.01	4		FLANGE	1
3	T252-00370	0		SCREW UNI 5931 M 6x12	1
4	T116-00203	0		PACKING OR 6175	1





Biglia

Description

ELECTRIC TURRET APPLICATION ASSEMBLY

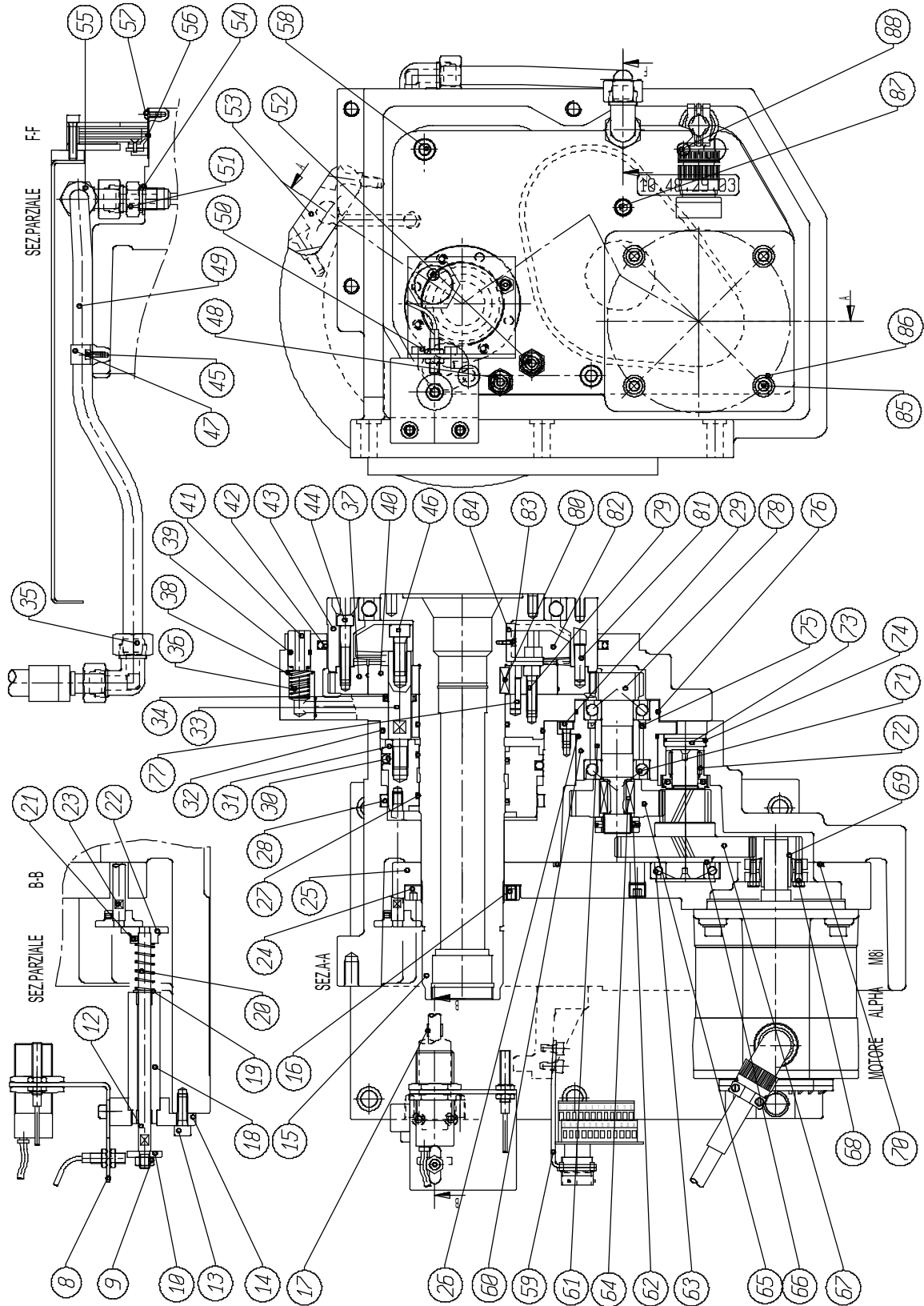
N.dis. 10.48.29.00.1

I.M. 1

Capitolo 5

Data

07/10/2002





Description

**ELECTRIC TURRET APPLICATION
ASSEMBLY**

N.dis. **10.48.29.00.1**

I.M. **1**

Capitolo **5**

Data **07/10/2002**

PO	CODE	I.M.	CONSTRUCTOR	DESCRIPTION CONSTRUCTOR CODE	QU.
1	10.48.29.01	5		TURRET BODY	1
2	T252-00256	0		SCREW UNI 5931 M 10x30	2
3	T116-00256	0		PACKING OR 2050	2
4	T073-00368	0	SKF	RADIAL BEARING 61826	1
5	T226-00219	0		CYLINDRICAL PIN B UNI 6364 10x25	1
6	T252-00286	0		SCREW UNI 5931 M 12x50	6
7	10.48.29.02	3		FLANGE	1
8	10.48.29.08	2		BRACKET	1
9	T075-00030	0		NUT UNI 5588 M 8	2
10	10.48.29.13	1		TRAMMISSION WASHER	1
11	T252-00259	0		SCREW UNI 5931 M 10x45	3
12	10.48.29.10	2		ROD	1
13	T252-00405	0		SCREW UNI 5931 M 8x25	2
14	10.48.29.06	0		BLOCK	1
15	10.48.23.01	6		SHAFT	1
16	T252-00658	0		SCREW UNI 5923 M 8x12	4
17	T030-00164	0	GLYCODUR	10x12x10 SELF-LUBRICATING BUSH GLY PG101210F	2
18	10.48.29.07	3		PIPE	1
19	T201-00019	0		WASHER UNI 6592 8.4x17	2
20	10.48.29.12	1		SPRING	1
21	T252-00636	0		SCREW UNI 5923 M 4x5	2
22	10.48.29.11	1		MICROSWITCH TRIPPING WASHER	2
23	10.48.29.09	1		ROD	1
24	10.48.13.16	1		LOCKRING	1
25	10.48.29.03	2		MOTOR PLATE	1
26	T116-00321	0		PACKING OR 3237	1
27	T116-00224	0		PACKING OR 171	3
28	T116-00748	0	MIROS	AXIAL PACKING CSC 130118	1
29	T252-00370	0		SCREW UNI 5931 M 6x12	5
30	T116-00745	0		PACKING OR 197	1



Description
**ELECTRIC TURRET APPLICATION
 ASSEMBLY**

N.dis. **10.48.29.00.1** I.M. **1**

Capitolo **5**

Data **07/10/2002**

31	10.48.13.13	7		PISTON	1
32	T116-00614	0		PACKING OR 4487	1
33	10.48.13.14	1		TIE ROD	6
34	T116-00720	0	MIROS	GASKET MAD 2618	6
35	T190-00224	0	LARGA	90° PIPE 15 FITTING E2228015000	1
36	10.48.13.24	1		SPRING	1
37	10.48.13.041	2		FRONT GEAR	1
38	T116-00259	0		PACKING OR 2068	1
39	T116-00174	0		PACKING OR 117	1
40	10.48.13.031	3		FRONT GEAR	1
41	10.48.21.05	1		VALVE	1
42	T116-00630	0	POLYPAC	ROTARY SHAFT GASKET TIN214/RL25/4470	1
43	10.48.23.02	3		BEARING HOLDING RING	1
44	T252-00409	0		SCREW UNI 5931 M 8x45	12
45	T252-00328	0		SCREW UNI 5931 M 4x10	2
46	T252-00707	0		SCREW UNI 5931 M 10x30-12.9	6
47	T232-00182	0	CARPANETO	SUPPORT 1014/15	1
48	10.96.14.08	0		EXTENSION	1
49	10.79.21.09	0		PIPE 15	1
50	T252-00370	0		SCREW UNI 5931 M 6x12	2
51	T190-00621	0	RASTELLI	3/8" FITTING TN92-15LR-3/8"-A	1
52	10.96.14.07	0		EXTENSION	1
53	10.48.29.05	0		COOLANT BLOCK	1
54	T201-00067	0		COPPER WASHER (3/8") 16.8x24x2	1
55	T190-00227	0	LARGA	90° PIPE 15 FITTING E2368015000	1
56	10.48.29.17	0		SHEET	1
57	T252-00136	0		SCREW UNI 7380 M 4x8	2
58	T252-00257	0		SCREW UNI 5931 M 10x35	4
59	10.48.29.15	0		SUPPORT BRACKET	1
60	10.48.26.08.1	3		BEARING JACKET	1
61	10.48.26.09.1	0		SPACER	1
62	T107-00078	0	NADELLA	22x1.5 LOCKRING LRE-7	1



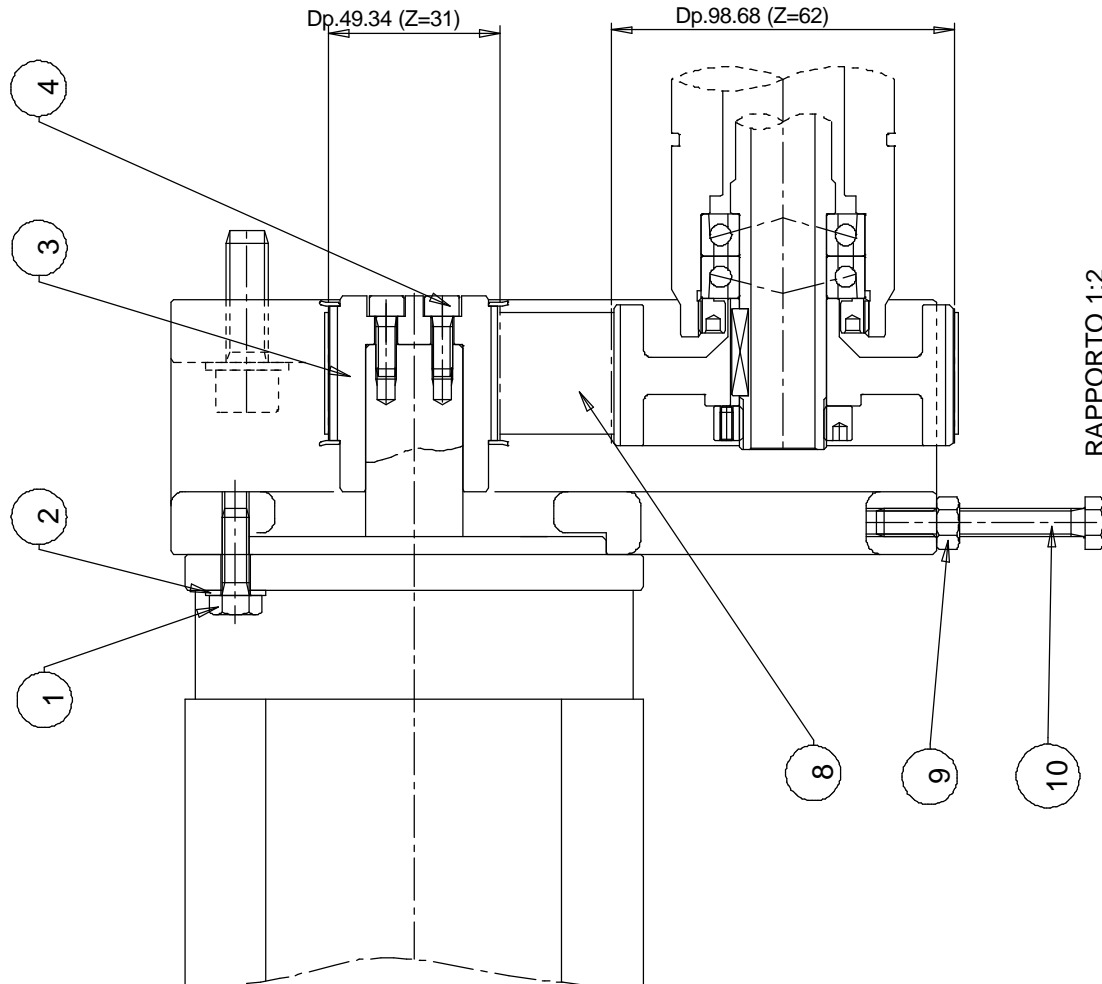
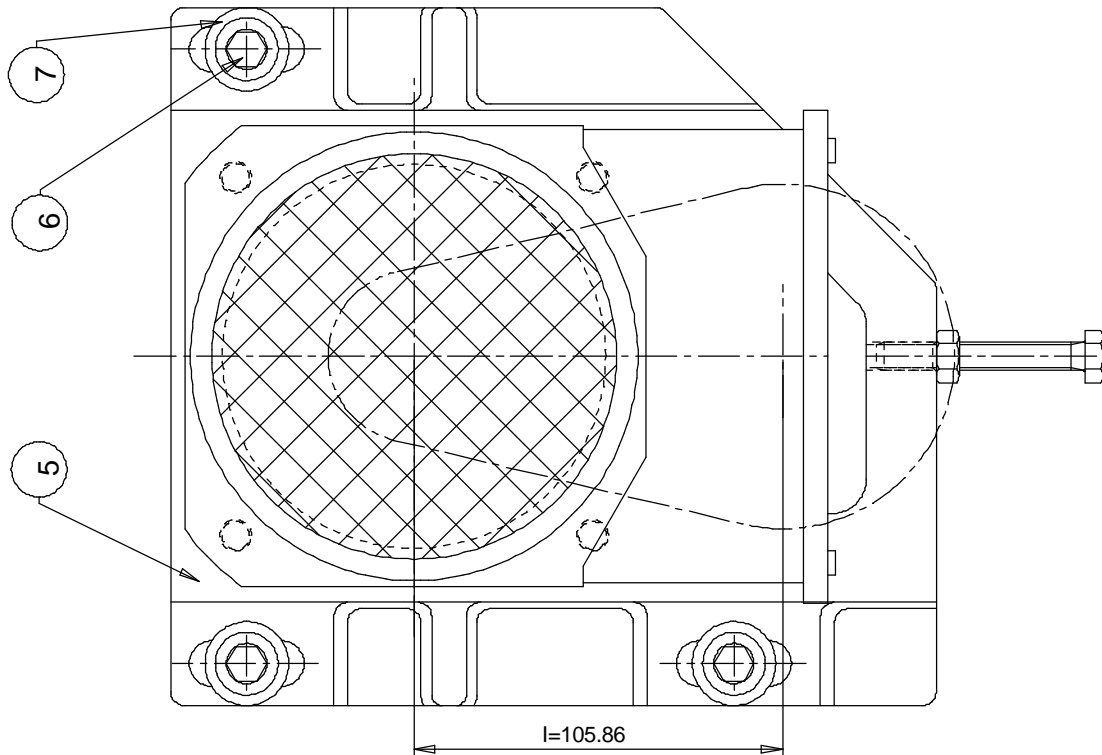
Description
**ELECTRIC TURRET APPLICATION
 ASSEMBLY**

N.dis. **10.48.29.00.1** I.M. **1**

Capitolo **5**

Data **07/10/2002**

63	T073-00065	0	FAG	15° BEARING B7006C-TPA-P4-UL	1
64	10.48.26.19.1	0		"A" 6x6x25 TONGUE	2
65	10.48.26.05.1	0		DRIVEN GEAR Z=32	1
66	T201-00056	0		WASHER PS 30x42x1	1
67	10.48.26.04	0		Z=16/Z=48 DOUPLE GEAR	1
68	T036-00024	0	KTR	SPLICER 24x50 KTR 600 24x50	1
69	10.48.26.07	0		Z 16 MOTOR GEAR	1
70	T116-00378	0		PACKING OR 4675	1
71	T073-00393	0	SKF	25° BEARING 7205-BE	2
72	T073-00424	0	INA	BEARING NKX20Z	1
73	10.48.29.04	0		TURRET BODY PLUG	1
74	T116-00268	0		PACKING OR 2118	1
75	T116-00698	0	DICHTA	PACKING SD45354	1
76	T116-00627	0		PACKING OR 3243	1
77	T226-00103	0		CYLINDRICAL PIN B UNI 6364 8x25	3
78	10.48.26.06.1	0		PINION Z=14	1
79	T252-00432	1		SCREW UNI 5931 M 8x30	12
80	T130-00013	0		TONGUE "A" UNI 6604 8x7x25	1
81	T226-00104	0		CYLINDRICAL PIN B UNI 6364 8x30	3
82	10.48.13.051	2		GEAR	1
83	T252-00708	0		SCREW UNI 9327 M 3x8	1
84	T130-00014	0		TONGUE "A" UNI 6604 8x7x30	2
85	T252-00407	0		SCREW UNI 5931 M 8x35	4
86	T201-00019	0		WASHER UNI 6592 8.4x17	4
87	T236-00015	0		CONICAL PLUG DIN 906 1/4" GAS	2
88	T226-00098	0		CYLINDRICAL PIN B UNI 6364 10x20	1





Description
INFERIOR TURRET DRIVE ASSEMBLY

N.dis. **10.83.17.00**

I.M. **0**

Capitolo **5**

Data **23/11/1998**

PO	CODE	I.M.	CONSTRUCTOR	DESCRIPTION CONSTRUCTOR CODE	QU.
1	T252-00211	0		SCREW UNI 5739 M 8x25	4
2	T201-00019	0		WASHER UNI 6592 8.4x17	4
3	10.83.14.02	1		Z=31 PULLEY	1
4	T252-00370	0		SCREW UNI 5931 M 6x12	2
5	10.83.17.01	2		MOTOR SUPPORT	1
6	T252-00283	0		SCREW UNI 5931 M 12x40	3
7	T201-00012	0		WASHER UNI 6592 13x24	3
8	T058-00224	0	POGGI	TOOTHED BELT HTD 0450-5M-35	1
9	T075-00030	0		NUT UNI 5588 M 8	1
10	T252-00821	0		SCREW UNI 5739 M 8x60	1



Biglia

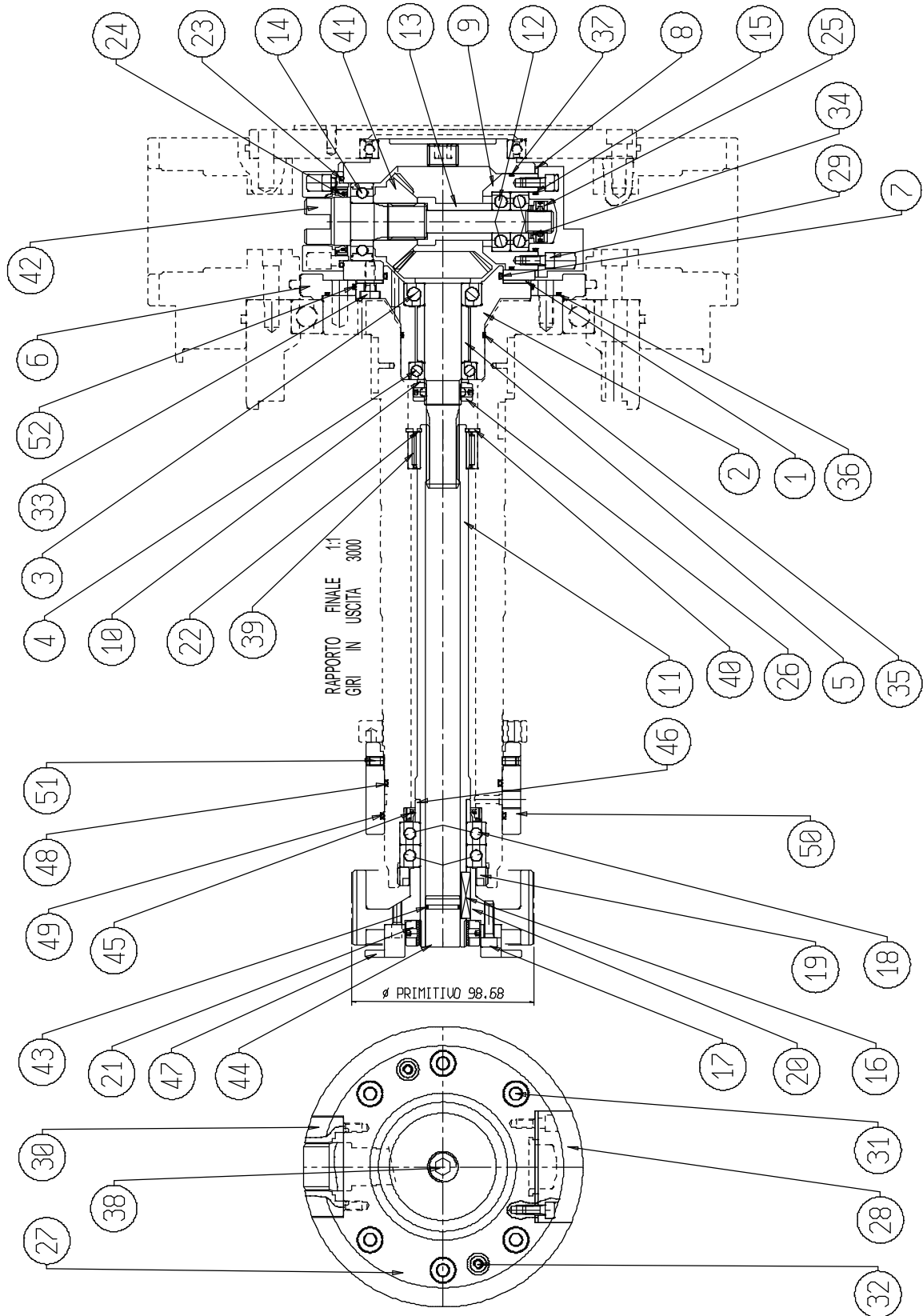
Description
TURRET DRIVE ASSEMBLY

N.dis. **10.83.20.00**

I.M. **5**

Capitolo **5**

Data **25/11/2002**





Description
TURRET DRIVE ASSEMBLY

N.dis. **10.83.20.00**

I.M. **5**

Capitolo **5**

Data **25/11/2002**

PO	CODE	I.M.	CONSTRUCTOR	DESCRIPTION CONSTRUCTOR CODE	QU.
1	10.83.10.13	0		PLATE	1
2	10.83.10.02	4		BUSH	1
3	T073-00048	1	SKF	15° BEARING 7004-CD-GL-P4A	1
4	T073-00237	0	SKF	15° BEARING 71904-CD-P4A	1
5	10.83.10.15	2		SPACER	1
6	10.83.10.12	3		FLANGE	1
7	T116-00321	0		PACKING OR 3237	1
8	10.83.10.14	0		PLATE	1
9	10.83.10.05	1		BUSH	1
10	T201-00048	0		WASHER SS 20x28x2	1
11	10.83.10.10	3		SHAFT	1
12	T073-00382	0	SKF	15° BEARING 7201-CD-P4A-GA	2
13	10.83.10.06	1		SPACER	1
14	T073-00132	0	SKF	RADIAL BEARING 6004	1
15	T116-00267	0		PACKING OR 2112	1
16	T130-00042	0		"A" 5x5x25 TONGUE	1
17	T252-00427	0		SCREW UNI 5931 M 5x20	2
18	T073-00362	0	SKF	15° BEARING 7005-CD-P4A-GA	2
19	10.83.10.16	3		M49x2 LOCKRING	1
20	10.83.20.01	4		Z 62 PULLEY	1
21	T107-00089	0	NADELLA	25x1.5 LOCKRING LRE-8	1
22	T007-00234	0	INA	SEEGER RING WR25	1
23	T116-00311	0		PACKING OR 3175	1
24	T116-00654	1	DICHTA	ROTARY SHAFT DIN 3760 GASKET 26377 A FPM	1
25	T107-00068	0	BIANCHI	12x1 LOCKRING MMR12	1
26	T107-00069	0	BIANCHI	20x1.5 LOCKRING MMR20x1.5	1
27	10.83.10.01	3		BODY	1
28	10.83.10.03	1		DOWEL	1
29	T252-00342	0		SCREW UNI 5931 M 5x12	12
30	10.83.10.04	1		DOWEL	1



Description
TURRET DRIVE ASSEMBLY

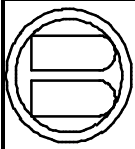
N.dis. **10.83.20.00**

I.M. **5**

Capitolo **5**

Data **25/11/2002**

31	T252-00410	0		SCREW UNI 5931 M 8x50	6
32	T226-00185	0		TAPPER PIN UNI 7284 8x35	2
33	T252-00715	0		SCREW UNI 9327 M 6x16	6
34	T201-00046	0		WASHER SS 12x18x1.2	2
35	T116-00274	0		PACKING OR 2162	1
36	T116-00655	0		PACKING OR 2475	1
37	T116-00276	0		PACKING OR 2187	1
38	T236-00020	0		CONICAL PLUG DIN 906 3/8" GAS	1
39	T073-00423	0	INA	ROLLER BEARING NKI2520	1
40	T007-00193	0		SEEGER RING UNI 7437 38 I	1
41	10.83.10.08	3		BEVEL WHEEL	1
42	10.83.10.09	7		SHAFT	1
43	T116-00258	0		PACKING OR 2062	1
44	10.83.20.02	1		PLUG	1
45	T116-00729	1	DICHTA	ROTARY SHAFT DIN 3760 GASKET 30427 A FPM	1
46	T007-00238	0	INA	INTERNAL RING LR25x30x12.5	1
47	10.83.11.13	3		RING	1
48	T116-00320	0		PACKING OR 3231	1
49	T116-00323	0		PACKING OR 3256	1
50	10.48.29.19	0		MANIFOLD	1
51	T252-00644	0		SCREW UNI 5923 M 5x8	2
52	T116-00741	0		PACKING OR 2375	1



Biglia

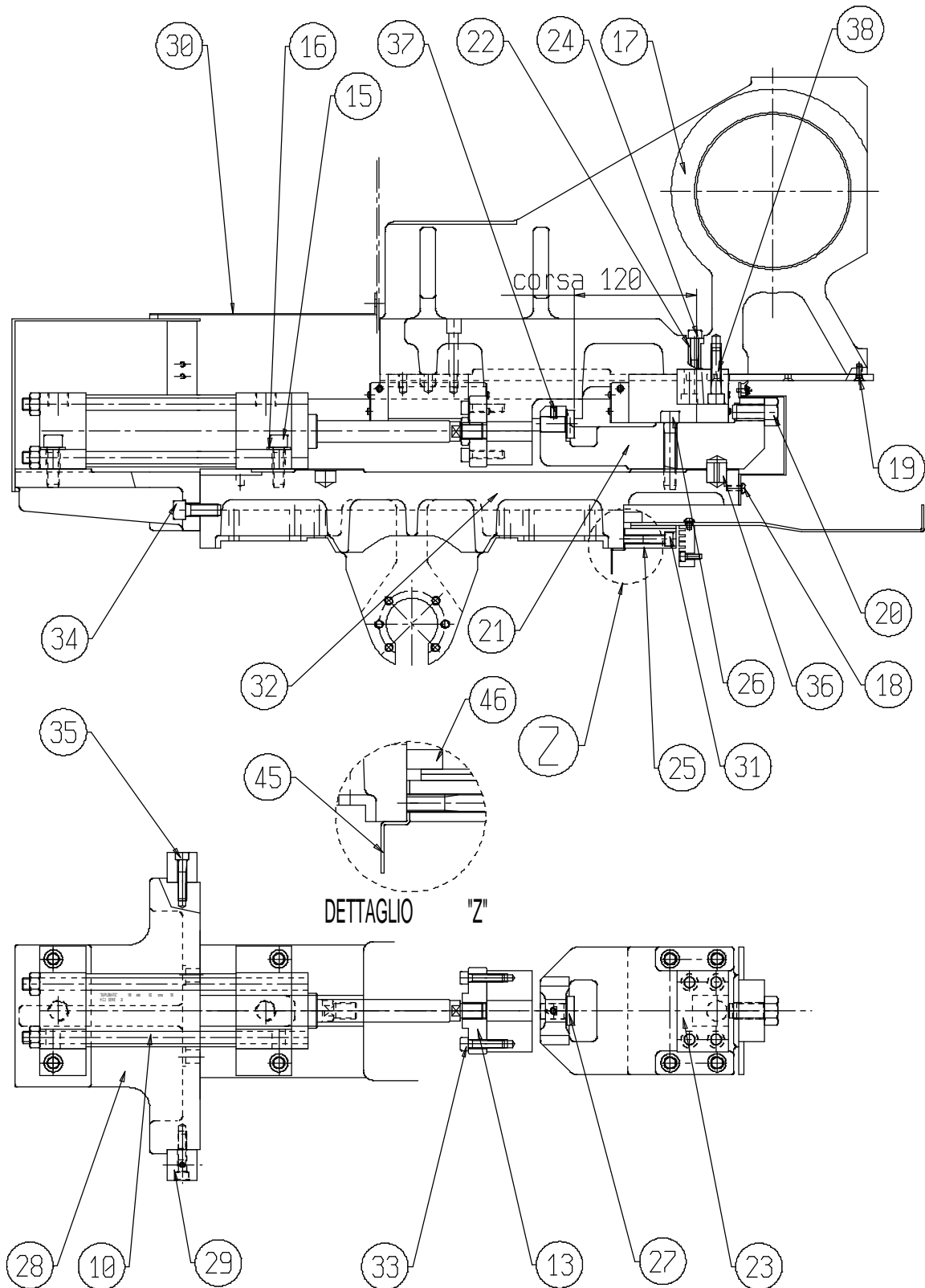
Description
SUB-SPINDLE ASSEMBLY

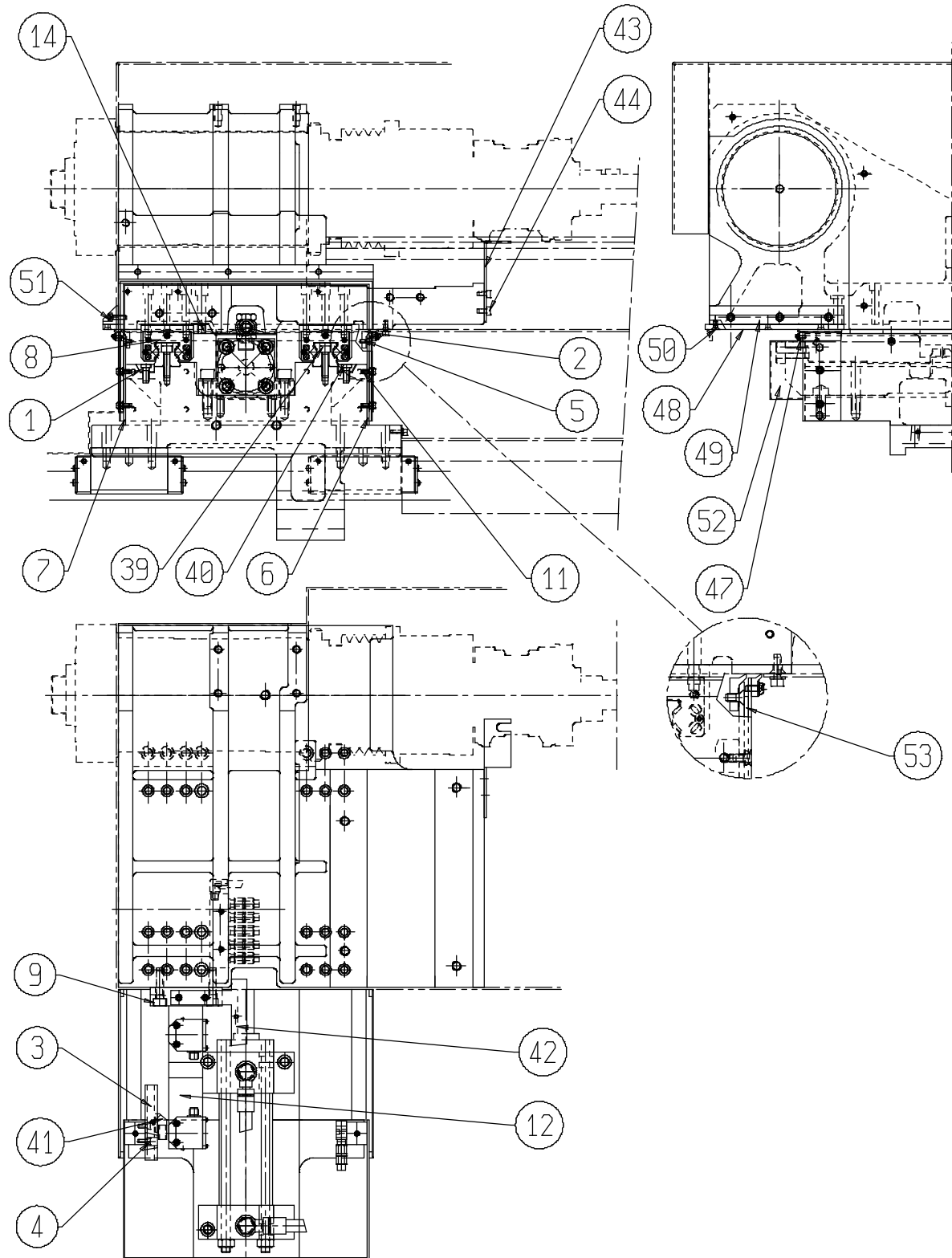
N.dis. **10.24.46.00**

I.M. **7**

Capitolo **7**

Data **20/05/2002**







Description
SUB-SPINDLE ASSEMBLY

N.dis. **10.24.46.00**

I.M. **7**

Capitolo **7**

Data **20/05/2002**

PO	CODE	I.M.	CONSTRUCTOR	DESCRIPTION CONSTRUCTOR CODE	QU.
1	10.24.32.09	1		TAPER GIB	2
2	10.24.46.26	0		LATERAL SCRAPER	2
3	10.24.46.07	1		RACK	1
4	T252-00344	1		SCREW UNI 5931 M 5x16	2
5	T252-00496	0		SCREW UNI 5933 M 4x12	12
6	10.24.46.04	1		FRONT PLATE	1
7	10.24.46.03	1		LATERAL PLATE	1
8	10.24.44.011	2		"THK 35" "X2-X" SUB-SPINDLE SLIDE	1
9	T252-00258	0		SCREW UNI 5931 M 10x40	2
10	T057-00307	0	DUPLOMATIC	ISO 6020-2 HYDRAULIC CYLINDER HC2-G50/22/130-K3/20	1
11	T252-00810	0		SCREW UNI 7380 M 5x12	12
12	10.24.46.08	1		SENSOR SUPPORT	1
13	10.24.46.13.1	1		FITTING	1
14	10.24.44.05	0		TAPER GIB	1
15	T252-00283	0		SCREW UNI 5931 M 12x40	4
16	T201-00012	0		WASHER UNI 6592 13x24	4
17	10.24.46.01.1	8		SUB-SPINDLE BODY	1
18	T252-00137	0		SCREW UNI 7380 M 5x16	8
19	T252-00502	0		SCREW UNI 5933 M 5x16	1
20	10.24.46.19	1		STOPPER	1
21	10.24.46.18.1	3		STOP PADDLE	1
22	10.24.46.21	0		BUSHING	8
23	10.24.46.20	3		STOPPER	1
24	T252-00410	0		SCREW UNI 5931 M 8x50	20
25	10.77.23.03	0		BLOCK	1
26	T252-00289	0		SCREW UNI 5931 M 12x65	4
27	10.24.46.24	2		DOWEL	1
28	10.24.46.22	0		CYLINDER SUPPORT	1
29	10.24.46.23	1		CARTER CONNECTION	2
30	10.24.46.09	4		CYLINDER GUARD	1



Description
SUB-SPINDLE ASSEMBLY

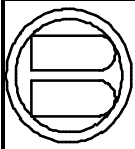
N.dis. **10.24.46.00**

I.M. **7**

Capitolo **7**

Data **20/05/2002**

31	T252-00411	0		SCREW UNI 5931 M 8x55	3
32	10.24.44.03	7		Z2"-SUB SPINDLE SLIDE	1
33	T252-00407	0		SCREW UNI 5931 M 8x35	6
34	T252-00282	0		SCREW UNI 5931 M 12x35	2
35	T252-00408	0		SCREW UNI 5931 M 8x40	4
36	10.68.19.06	0		PIN	1
37	T252-00656	0		SCREW UNI 5923 M 6x10	1
38	T252-00259	0		SCREW UNI 5931 M 10x45	4
39	T252-00407	0		SCREW UNI 5931 M 8x35	14
40	T252-00402	0		SCREW UNI 5931 M 8x20	4
41	T254-00012	0	BALUFF	CAM BEN 516-13-20A	2
42	10.24.46.27	0		SUPPORT BRACKET	1
43	10.24.46.28	0		BRACKET	1
44	T252-00370	0		SCREW UNI 5931 M 6x12	2
45	10.24.46.29	0		LABYRINTH	1
46	10.24.46.30	1		SUB-SPINDLE LABYRINTH	1
47	10.24.46.33	0		SCRAPER BENEATH SUB-SPINDLE	1
48	10.24.46.02.2	1		INFERIOR PLATE	1
48	10.24.46.02.2	1		LOWER PLATE	1
49	10.24.46.31	0		BLOCK	1
50	T252-00496	0		SCREW UNI 5933 M 4x12	6
51	T252-00427	0		SCREW UNI 5931 M 5x20	3
52	10.24.46.32	1		FRONT GUARD	1
53	10.24.46.34	1		SPACER	2



Biglia

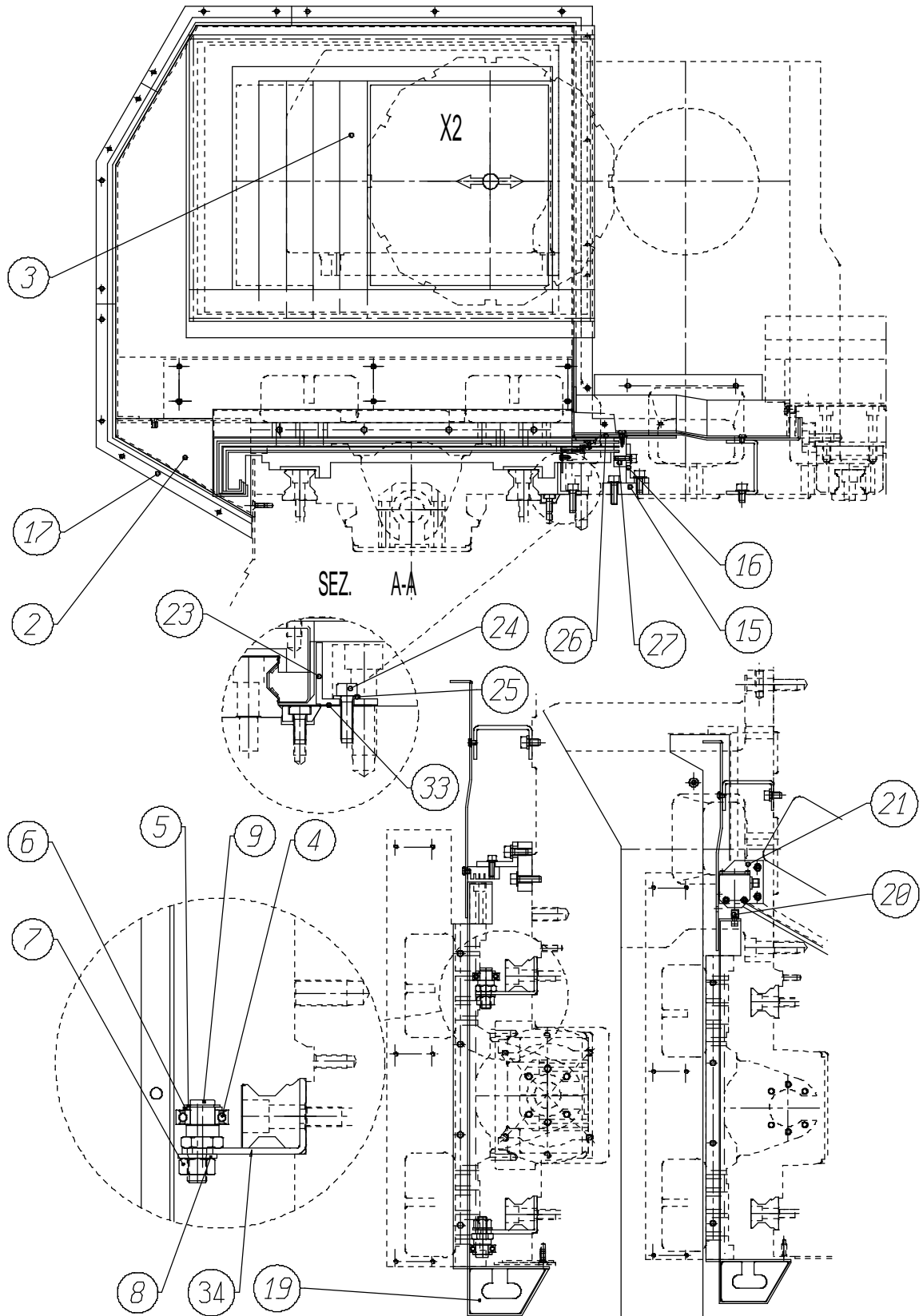
Description
"Z2" SUB SPINDLE PROTECTION
ASSEMBLY

N.dis. 10.77.23.00

I.M. 19

Capitolo 7

Data 01/07/2003





Biglia

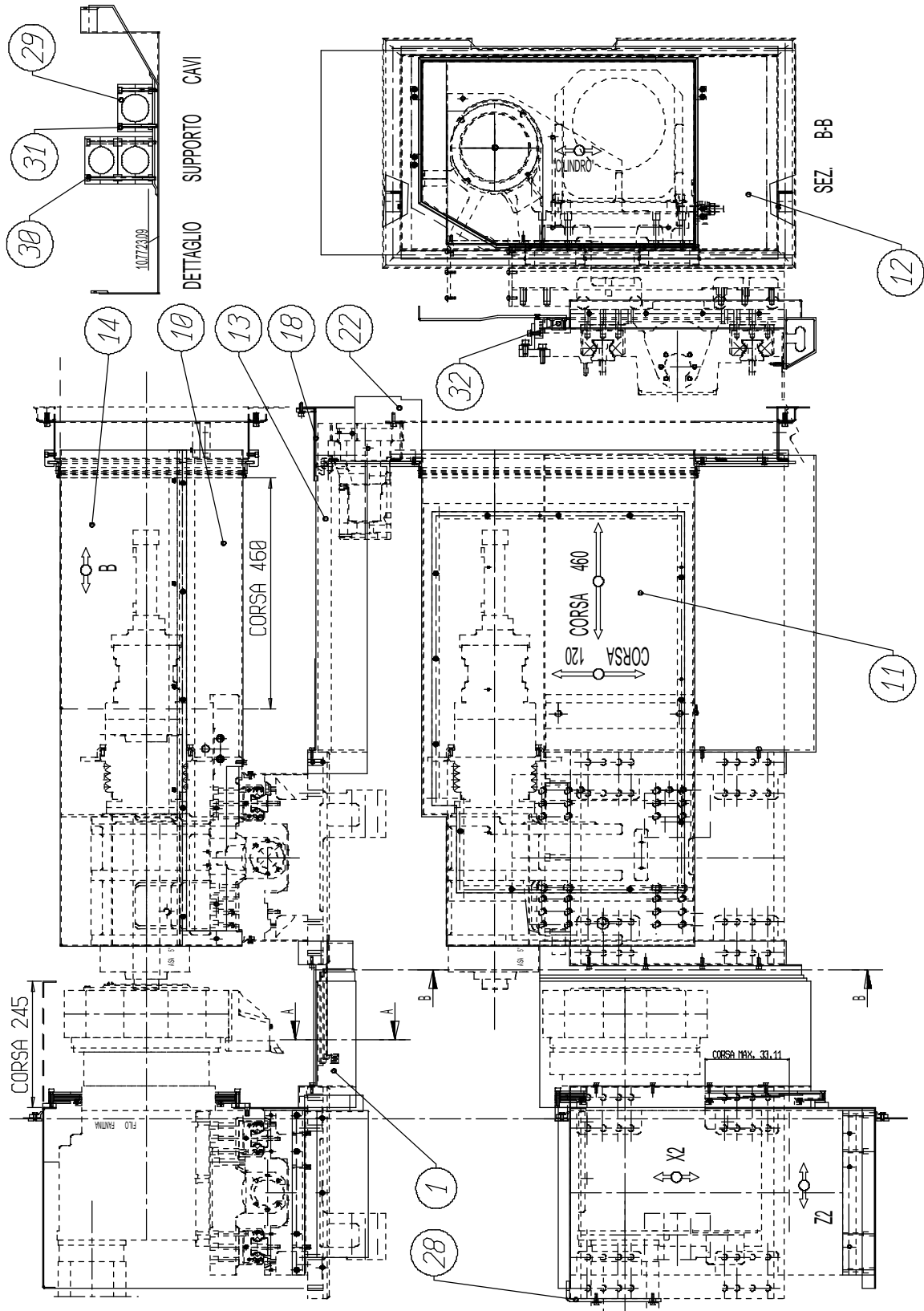
Description
**"Z2" SUB SPINDLE PROTECTION
ASSEMBLY**

N.dis. **10.77.23.00**

I.M. **19**

Capitolo **7**

Data **01/07/2003**





Description
**"Z2" SUB SPINDLE PROTECTION
 ASSEMBLY**

N.dis. **10.77.23.00**

I.M. **19**

Capitolo **7**

Data **01/07/2003**

PO	CODE	I.M.	CONSTRUCTOR	DESCRIPTION CONSTRUCTOR CODE	QU.
1	10.77.23.01	6		GUIDE "Z2" TELESCOPIC PROTECTION	1
2	10.77.23.07	2		GUARD	1
3	10.97.59.25	4		X2-Z2 TELESCOPIC PROTECTION	1
4	T073-00130	0	SKF	RADIAL BEARING 6002-2RS1	2
5	T007-00141	0		SEEGER RING UNI 7435 15 E	2
6	T201-00138	0		WASHER PS 16x22x2	2
7	T075-00004	0		NUT UNI 5588 M 12	2
8	T201-00012	0		WASHER UNI 6592 13x24	2
9	10.53.51.15	1		PIN	2
10	10.77.23.09	5		INFERIOR SUB-SPINDLE PROTECTION	1
11	10.77.23.10	2		COVER	1
12	10.97.59.42	3		SLIDING PROTECTION	1
13	10.77.23.04	5		MOTOR GUARD	1
14	10.77.23.08	4		UPPER SUB-SPINDLE PROTECTION	1
15	10.20.46.26	1		SPACER	1
16	10.20.46.27	1		SUPPORT	1
17	10.77.23.12	0		SCRAPER	1
18	10.77.23.05	2		SCRAPERS SUPPORT GUARD	1
19	10.77.23.13	0		BLOCK	2
20	T254-00012	0	BALUFF	CAM BEN 516-13-20A	1
21	10.77.23.14	0		SUPPORT BRACKET	1
22	10.77.23.17	0		COVER	1
23	10.96.21.07	3		LABYRINTH	1
24	T252-00432	1		SCREW UNI 5931 M 8x30	3
25	T201-00019	0		WASHER UNI 6592 8.4x17	3
26	10.77.23.23	2		PLATE	1
27	10.77.23.22	4		RACK	1
28	10.77.23.24	0		FORK	1
29	T232-00185	0	RASTELLI	HOSE FIXING SUPPORT RPS-50.8/6	3
30	T252-00882	0		SCREW UNI 5931 M 6x120	2



Description
**"Z2" SUB SPINDLE PROTECTION
ASSEMBLY**

N.dis. **10.77.23.00**

I.M. **19**

Capitolo **7**

Data **01/07/2003**

31	T252-00384	0		SCREW UNI 5931 M 6x65	2
32	10.77.23.25	1		BLOCK	1
33	10.77.23.26	3		COVER	1
34	10.77.23.29	0		SUPPORT BRACKET	2



Biglia

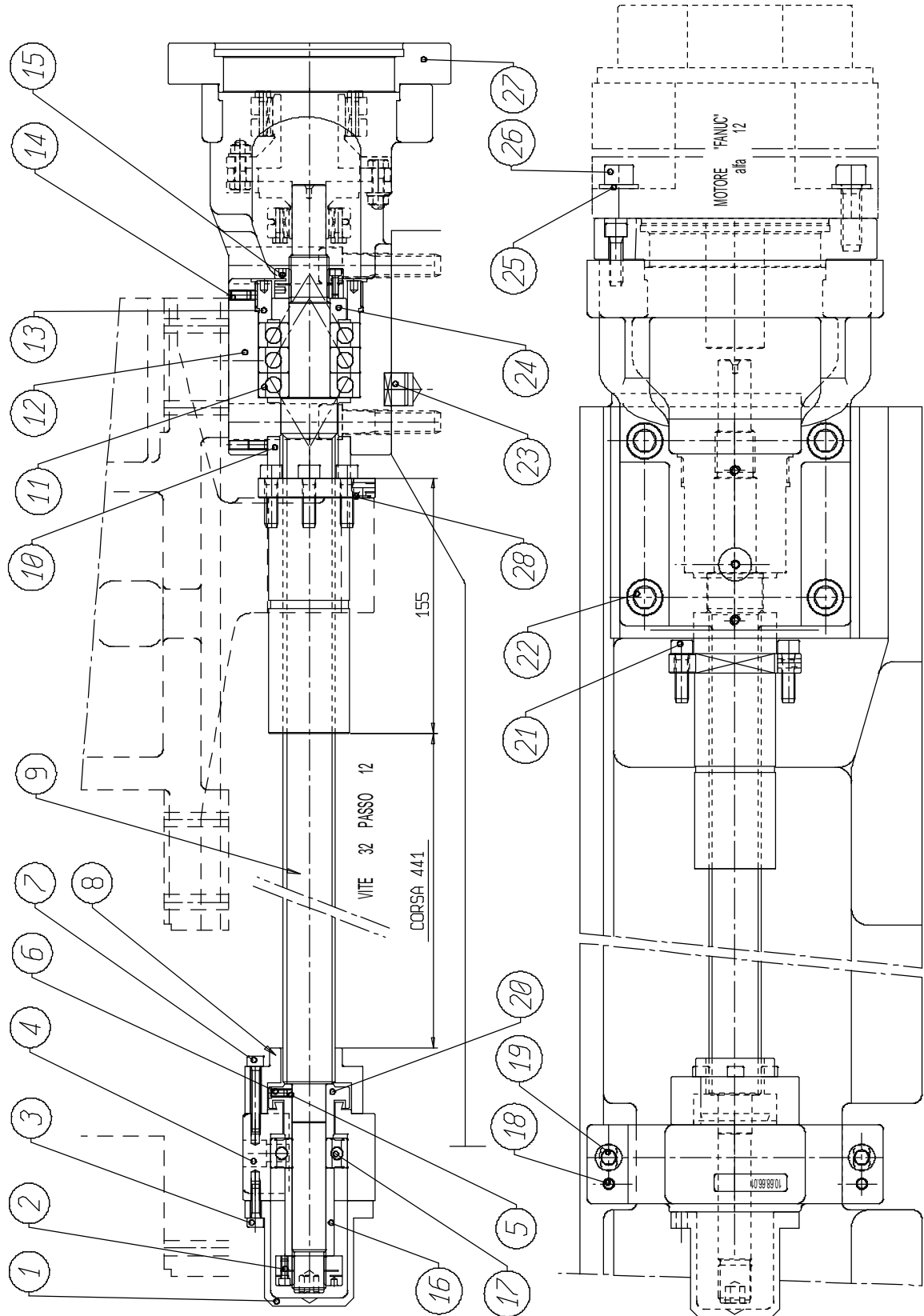
Description
"B" AXIS DRIVE ASSEMBLY

N.dis. **10.68.662.00**

I.M. **0**

Capitolo **7**

Data **18/10/2001**





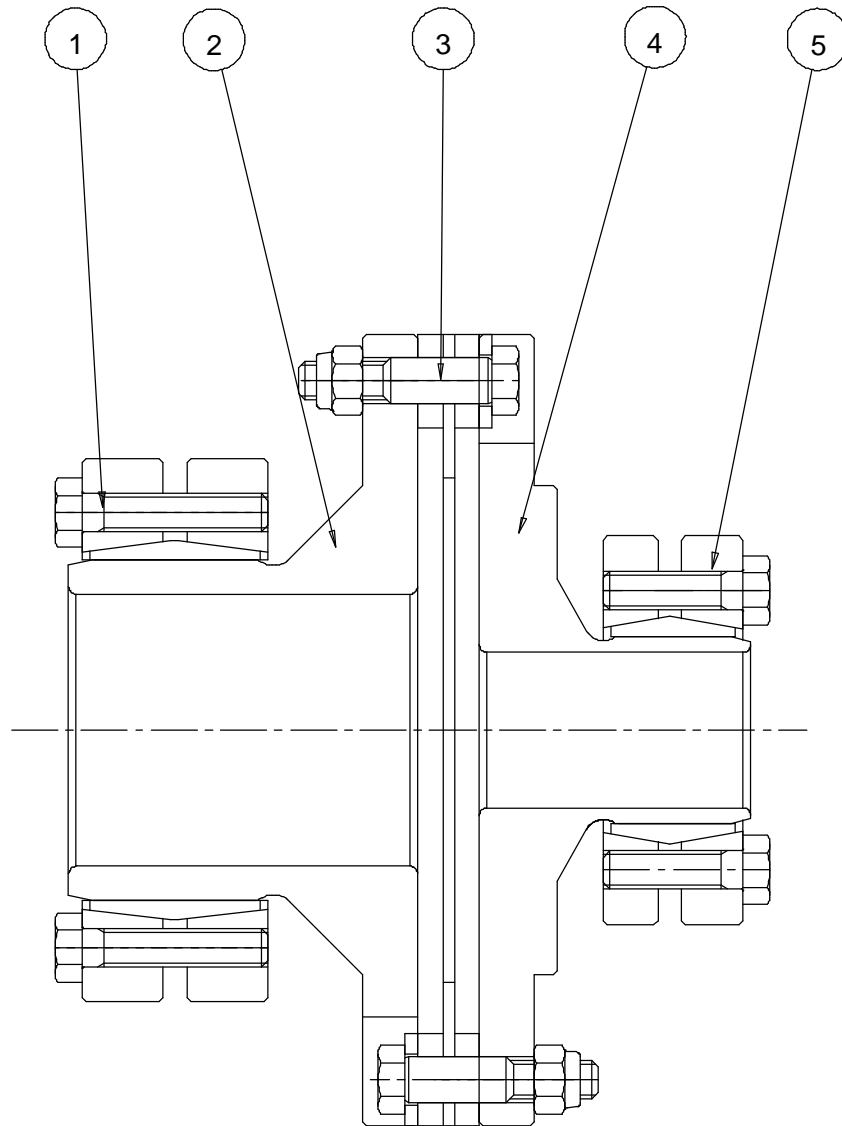
Description
"B" AXIS DRIVE ASSEMBLY

N.dis. 10.68.662.00 I.M. 0

Capitolo 7

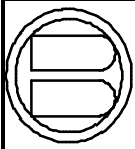
Data 18/10/2001

PO	CODE	I.M.	CONSTRUCTOR	DESCRIPTION CONSTRUCTOR CODE	QU.
1	10.68.66.04	0		COVER	1
2	T107-00030	0	SIDEROS SPIELT	M 20x1.5 LOCKRING MRS20x1.5	1
3	T252-00376	0		SCREW UNI 5931 M 6x20	3
4	10.68.66.01	0		SCREW SUPPORT	1
5	T162-00002	0		COPPER PLUGNUT 4	1
6	T252-00638	0		SCREW UNI 5923 M 5x10	1
7	T252-00379	0		SCREW UNI 5931 M 6x40	4
8	10.68.662.01	0		TRAVEL END PAD	1
9	10.68.36.02	2		SCREW 32	1
10	10.68.27.03	0		"Y" AXIS BACKWARD TRAVEL END PAD	1
11	T073-00021D	0	FAFNIR	60° BEARING MM25-BS-62-HT (TERNA)	1
12	10.68.37.01	7		MOTOR SUPPORT	1
13	10.68.24.04	2		LOCKRING	1
14	T252-00682	0		SCREW UNI 5923 M 6x12	2
15	T107-00031	0	SIDEROS SPIELT	M 24x1.5 LOCKRING MRS24x1.5	1
16	10.68.66.03	0		SPACER	1
17	T073-00376	0	SKF	RADIAL BEARING 62204-2RS1	1
18	T226-00143	0		TAPPER PIN UNI 7283 6x40	2
19	T252-00258	0		SCREW UNI 5931 M 10x40	2
20	10.68.36.04	1		SPACER	1
21	T252-00432	1		SCREW UNI 5931 M 8x30	12
22	T252-00297	0		SCREW UNI 5931 M 14x40	4
23	10.68.36.09	1		KEY	1
24	10.68.36.07	1		SPACER	1
25	T201-00012	0		WASHER UNI 6592 13x24	4
26	T252-00283	0		SCREW UNI 5931 M 12x40	4
27	10.68.36.01	0		FLANGE	1
28	T116-00161	0		PACKING OR 2021	1



APPLICAZIONE SU COMANDO ASSE "X" - "Y" - "Z"

DATI TECNICI		
PESO	1.7481	Kg
INERZIA	0.0017548	Kg m ²

**Biglia***Description***JOINT ASSEMBLY TYPE "ARPEX" SIZE
102 NN 35-20***N.dis.* **10.68.32.00***I.M.* **1***Capitolo* **7***Data* **18/02/1998**

PO CODE					I.M. CONSTRUCTOR		DESCRIPTION CONSTRUCTOR CODE		QU.
1	T036-00026	1	KTR	KTR 600 44x80				1	
2	10.68.31.01	0		SEMJOINT 35				1	
3	T007-00232	0	MAYR	RING GR.10				1	
4	10.68.32.01	0		SEMJOINT 20				1	
5	T036-00024	0	KTR	SPLICER 24x50 KTR 600 24x50				1	



Biglia

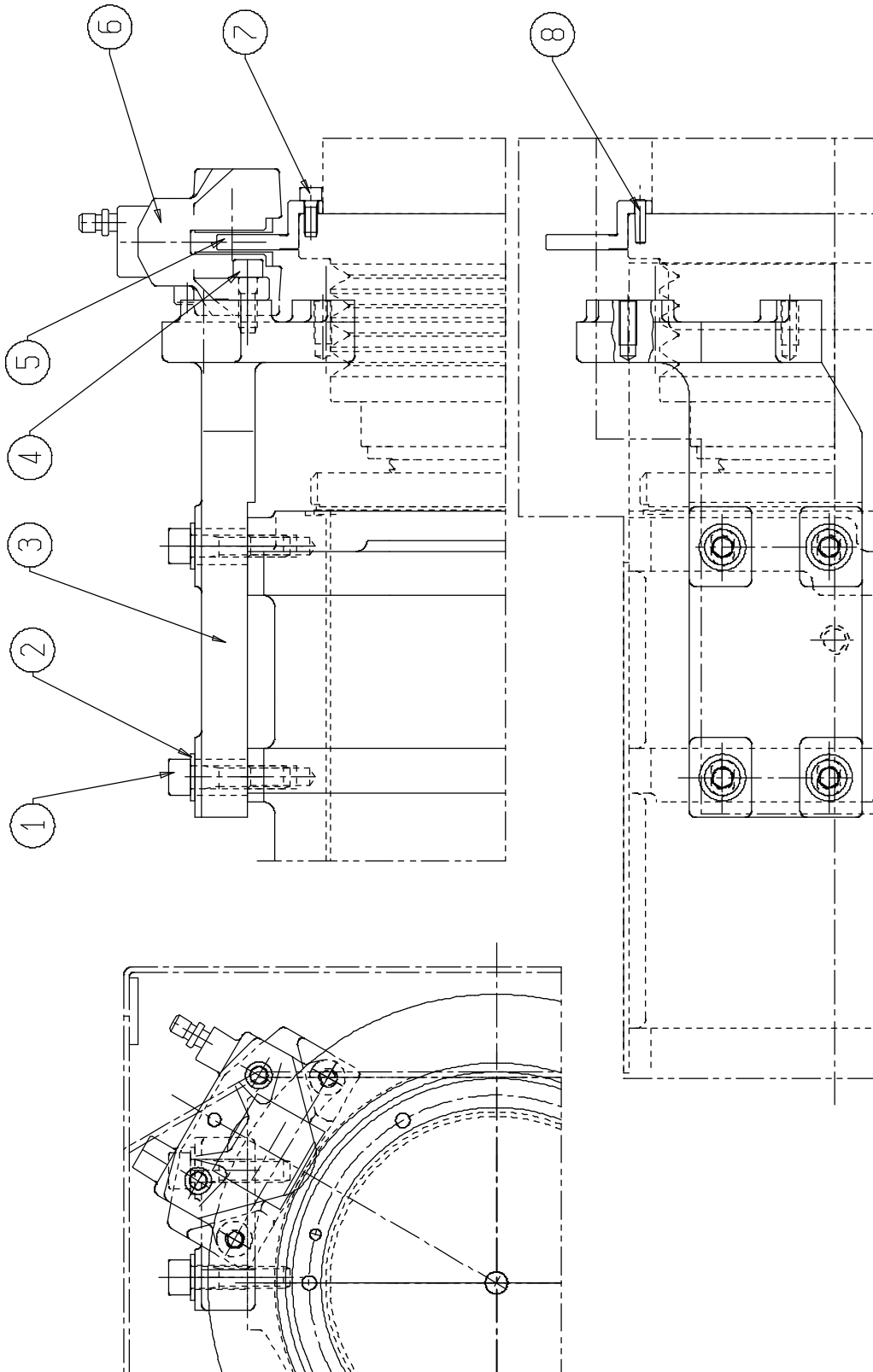
Description
BRAKE APPLICATION

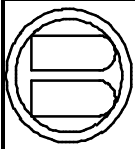
N.dis. **10.40.45.00**

I.M. **0**

Capitolo **7**

Data **10/10/2000**



**Biglia***Description*
BRAKE APPLICATION*N.dis.* **10.40.45.00***I.M.* **0***Capitolo* **7***Data* **10/10/2000**

PO	CODE	I.M.	CONSTRUCTOR	DESCRIPTION CONSTRUCTOR CODE	QU.
1	T252-00259	0		SCREW UNI 5931 M 10x45	4
2	T201-00018	0		WASHER UNI 6592 10.5 x21	4
3	10.40.45.01	1		BRAKE SUPPORT	1
4	T252-00405	0		SCREW UNI 5931 M 8x25	2
5	10.40.30.01	2		BRAKE DISK 260	1
6	T170-00154	1	BREMBO	HYDRAULIC COLLET P2105N 20.5161.10 20.5161.51/1	1
7	T252-00373	0		SCREW UNI 5931 M 6x16	6
8	T226-00037	0		TAPPER PIN UNI 7284 5x20	3



Biglia

Description

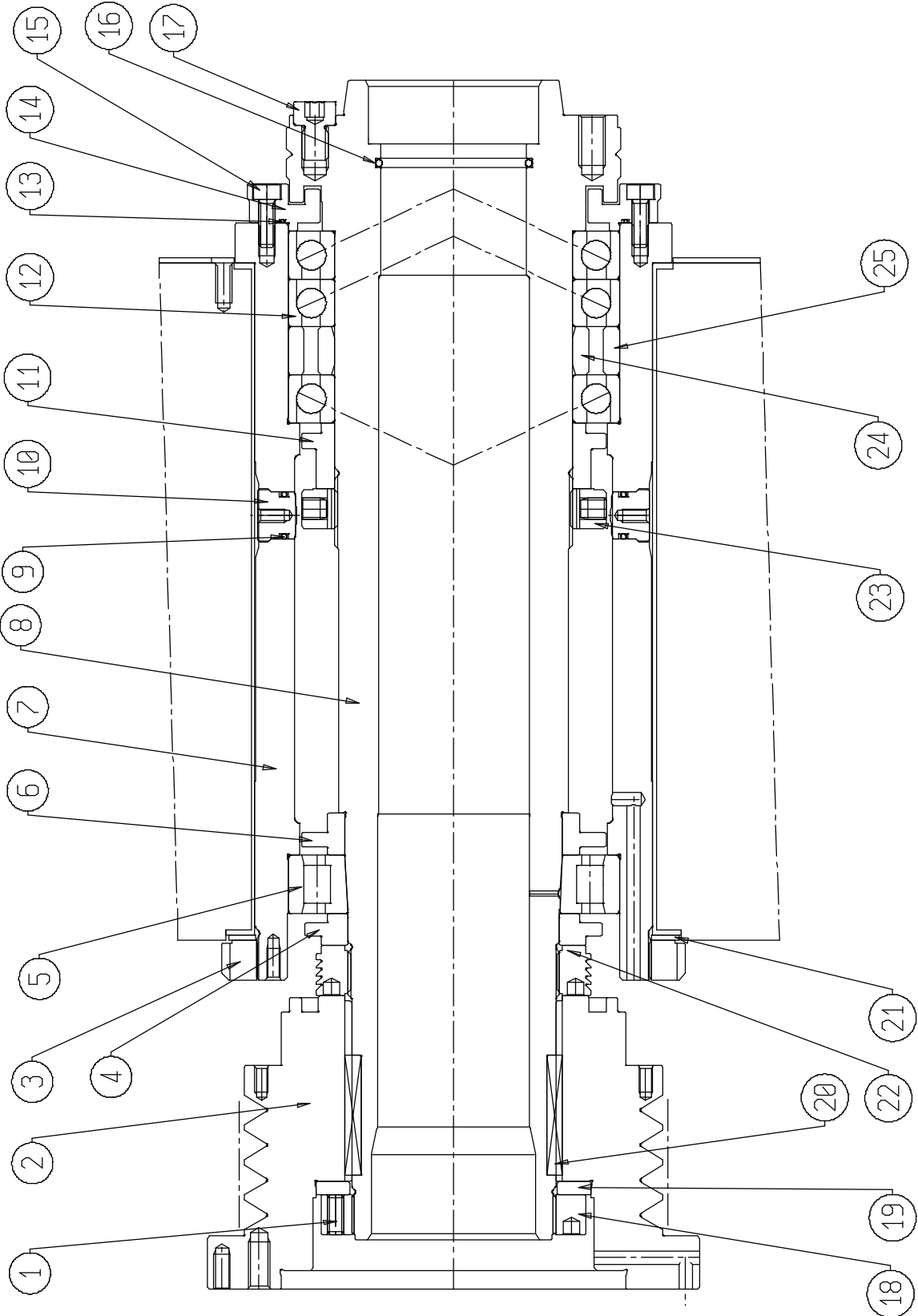
150 ASA 5" SPINDLE ASSEMBLY

N.dis. **10.37.75.00**

I.M. **4**

Capitolo **8**

Data **24/09/2002**





Description

150 ASA 5" SPINDLE ASSEMBLY

N.dis. **10.37.75.00**

I.M. **4**

Capitolo **8**

Data **24/09/2002**

PO	CODE	I.M.	CONSTRUCTOR	DESCRIPTION CONSTRUCTOR CODE	QU.
1	T252-00645	0		SCREW UNI 5923 M 6x16	6
2	10.37.75.18	3		PULLEY	1
3	10.37.75.04	2		M149x1.5 LOCKRING	1
4	10.37.75.08	0		REAR SPACER	1
5	T073-00439A	1	SKF	ROLLER BEARING N1016-KTN-SPVQ497	1
6	10.37.75.07	0		SPACER	1
7	10.37.75.02	3		SPINDLE BODY	1
8	10.37.75.01	5		SHAFT	1
9	T116-00296	0		PACKING OR 3050	2
10	10.37.75.12	1		PLUG	2
11	10.37.75.06	0		FRONT SPACER	1
12	T073-00437A	1	SKF	25° BEARING 71918-ACDT-P4A-TBTB VT105A (TERNA)	1
13	T116-00634	0		PACKING OR 2500	1
14	10.37.75.05	0		FRONT LABYRINTH	1
15	T252-00373	0		SCREW UNI 5931 M 6x16	6
16	T116-00318	0		PACKING OR 3218	1
17	10.37.44.15	0		PIN	1
18	10.37.75.16	0		M77x1.5 LOCKRING	1
19	10.37.56.08	0		THRUST RING	1
20	T130-00007	0		TONGUE "A" UNI 6604 6x6x45	2
21	10.37.75.17	0		THRUST RING	1
22	10.37.75.13	1		M80x1.5 LOCKRING	1
23	T107-00092	0	NADELLA	90x2 LOCKRING LRE-25	1
24	10.37.75.09	0		INT. SPACER RING	1
25	10.37.75.10	0		EXT. SPACER RING	1



Biglia

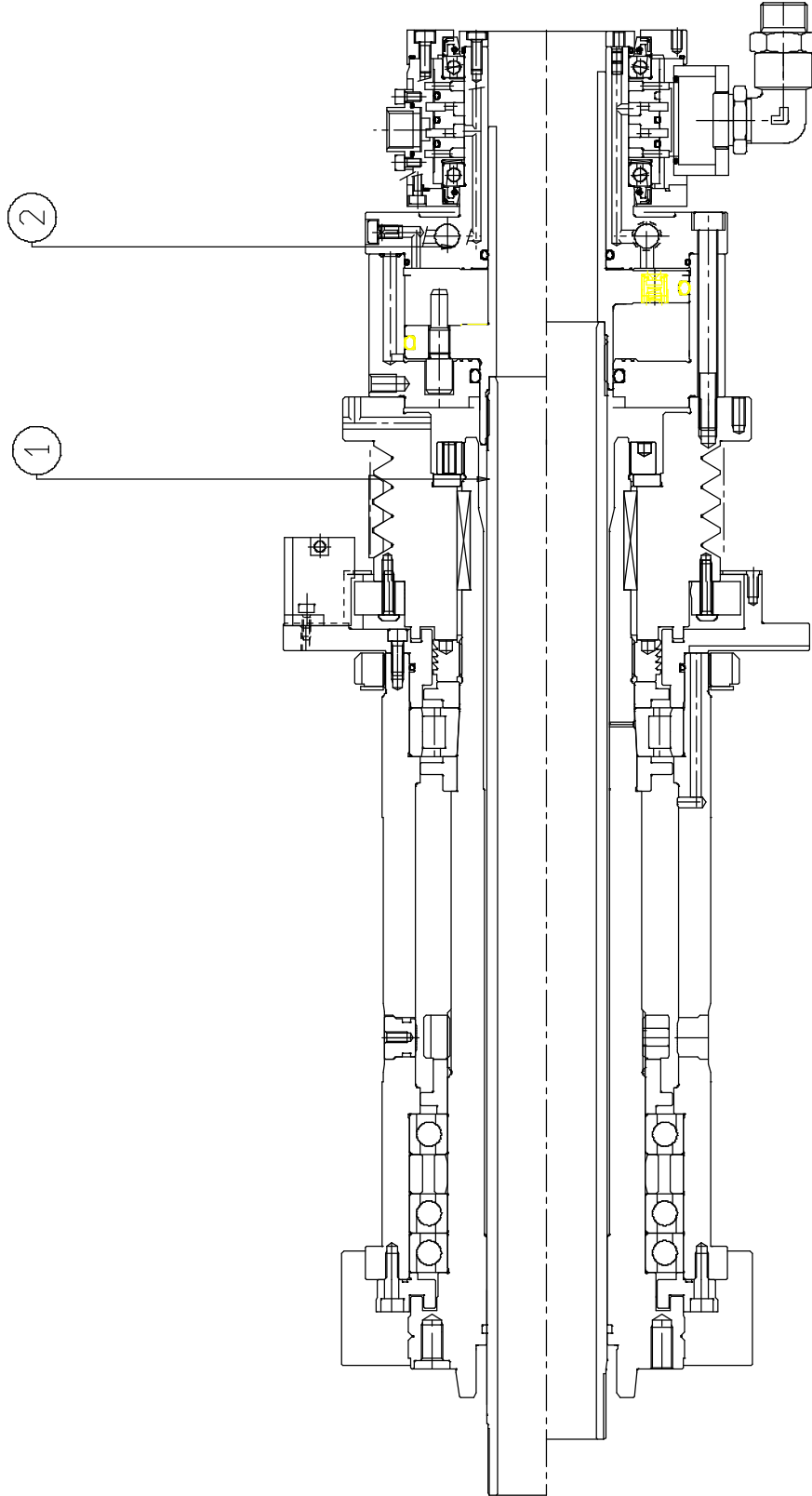
Description
ASA 5" CYLINDER APPLICATION

N.dis. **10.92.30.00**

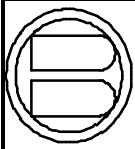
I.M. **0**

Capitolo **8**

Data **06/03/2001**



MANDRINO CONTROTESTA ASA 5" CILINDRO APERTURA CHIUSURA MANDRINO CONTROTESTA



Biglia

Description

ASA 5" CYLINDER APPLICATION

N.dis. **10.92.30.00**

I.M. **0**

Capitolo **8**

Data **06/03/2001**

PO	CODE	I.M.	CONSTRUCTOR	DESCRIPTION CONSTRUCTOR CODE	QU.
1	10.92.30.01	2		TUBE SLEEVE	1
2	T057-00336	2	ROHM	CYLINDER TO OPEN AND CLOSE THE SUB-SPINDLE SZS 46/103 DIS. 4129273	1



Biglia

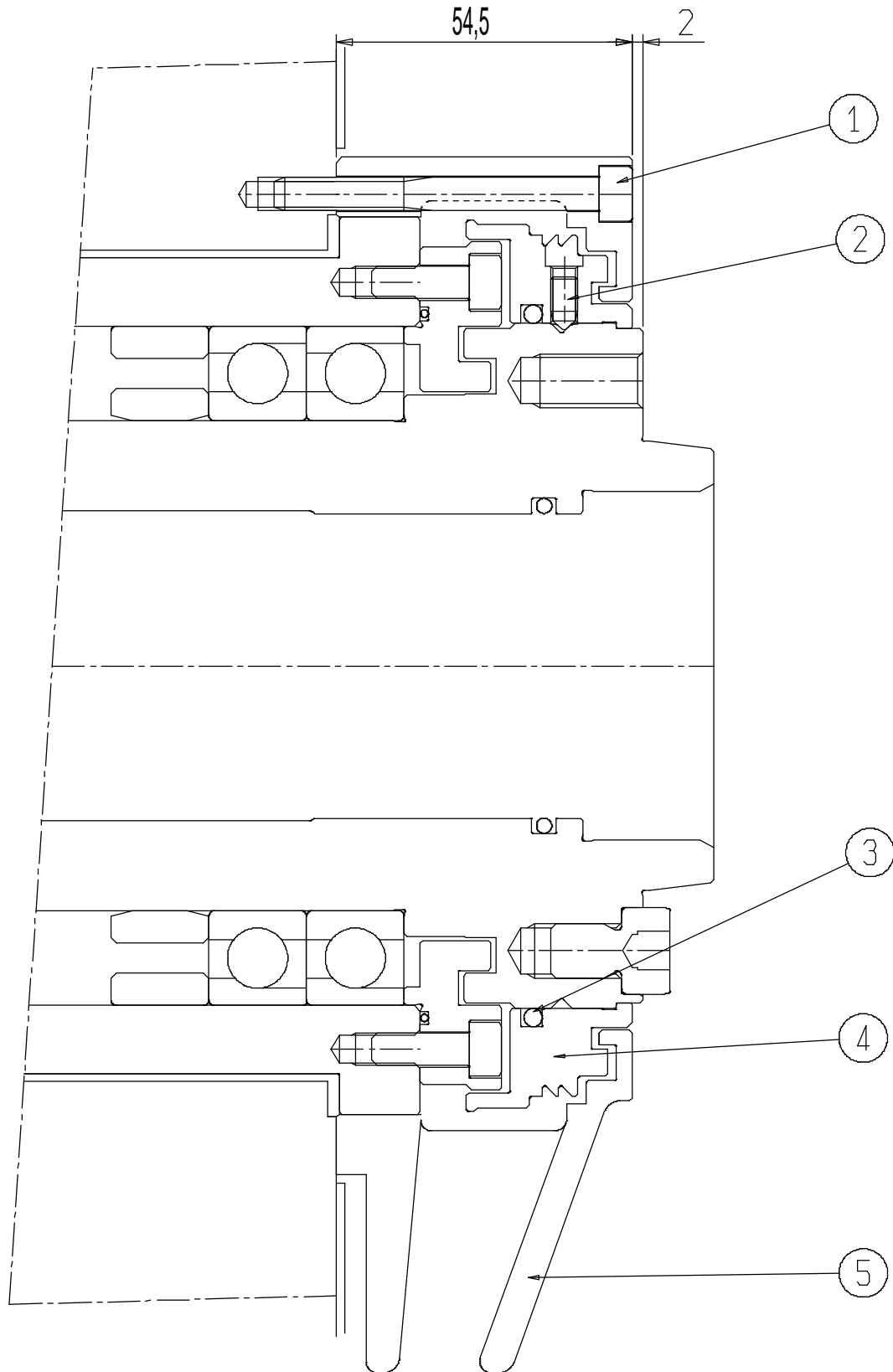
Description
FLANGE ASSEMBLY

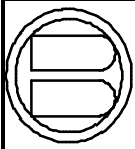
N.dis. **10.86.14.00**

I.M. **0**

Capitolo **8**

Data **13/02/2002**



**Biglia***Description***FLANGE ASSEMBLY***N.dis.* **10.86.14.00**I.M. **0***Capitolo* **8***Data* **13/02/2002**

PO	CODE	I.M.	CONSTRUCTOR	DESCRIPTION CONSTRUCTOR CODE	QU.
1	T252-00383	0		SCREW UNI 5931 M 6x60	3
2	T252-00570	1		SCREW UNI 5927 M 5x10	3
3	T116-00368	0		PACKING OR 4500	1
4	10.86.10.02	3		LABYRINTH	1
5	10.86.14.02	1		FLANGE	1



Biglia

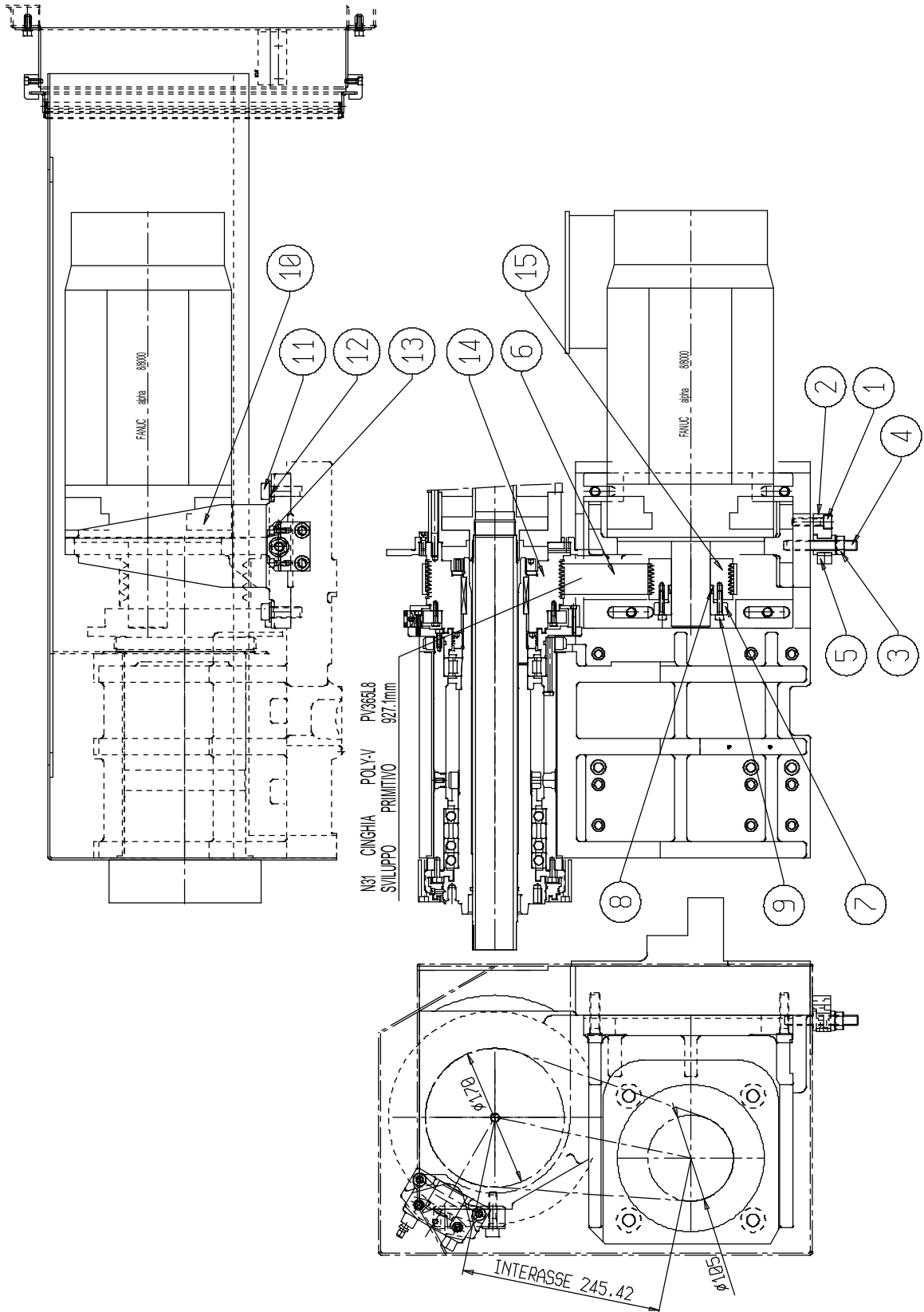
Description
SUB-SPINDLE DRIVE ASSEMBLY

N.dis. **10.36.71.00**

I.M. **0**

Capitolo **8**

Data **21/01/2003**





Description
SUB-SPINDLE DRIVE ASSEMBLY

N.dis. **10.36.71.00**

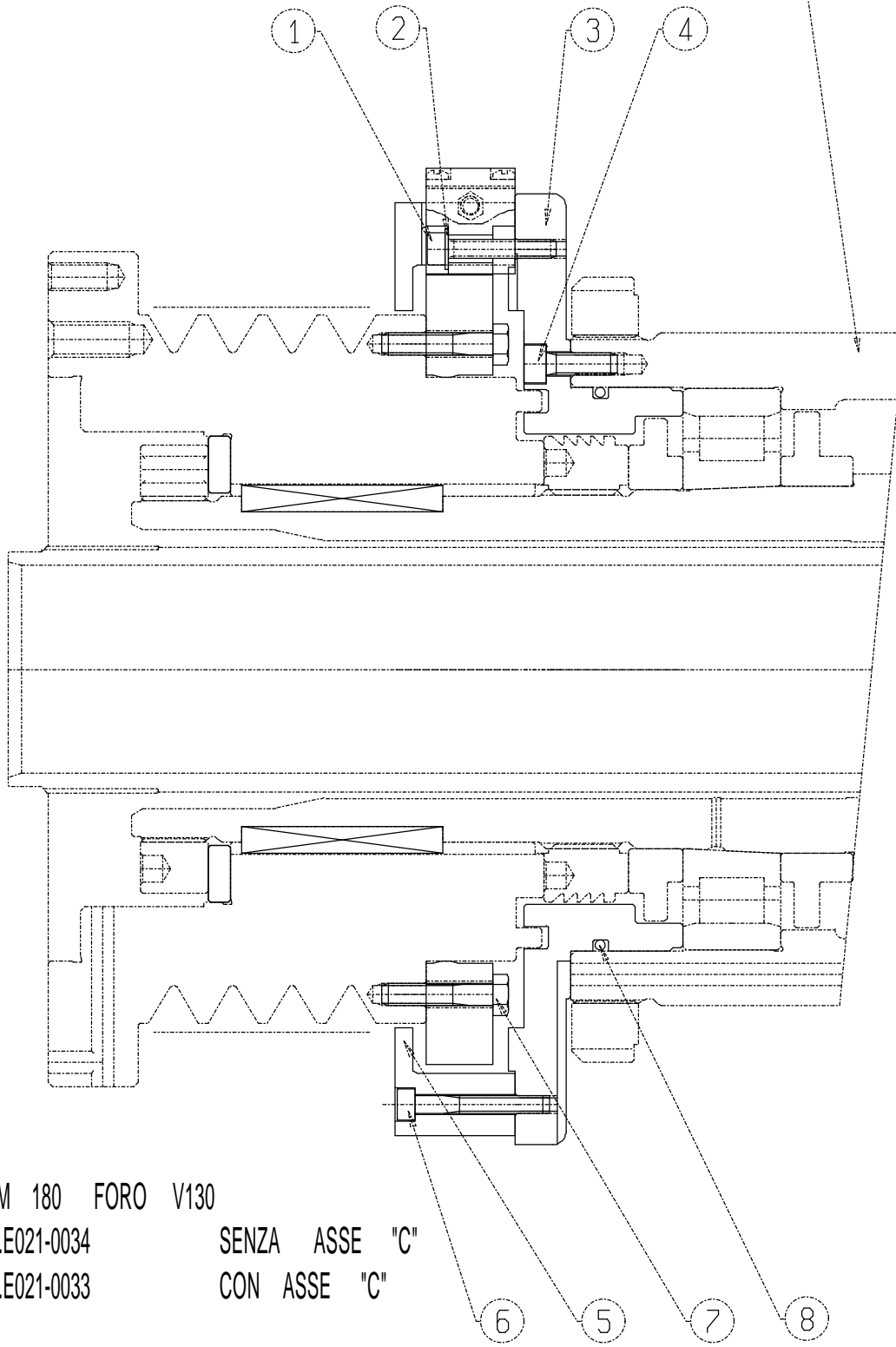
I.M. **0**

Capitolo **8**

Data **21/01/2003**

PO	CODE	I.M.	CONSTRUCTOR	DESCRIPTION CONSTRUCTOR CODE	QU.
1	T252-00258	0		SCREW UNI 5931 M 10x40	2
2	10.36.56.02	0		PLATE	1
3	10.36.56.04	0		LOCKRING	1
4	T252-00621	0		SCREW UNI 5923 M 12x60	1
5	10.36.56.03	0		PLATE	1
6	T058-00263	0	DAYCO	BELT POLY-V PV365L8	1
7	41.33.45.03	0		FLANGE	1
8	T007-00262	0		LOCKING RING RINGFEDER 8006	1
9	T252-00377	0		SCREW UNI 5931 M 6x30	8
10	10.36.64.01	3		SUB-SPINDLE MOTOR SUPPORT	1
11	T252-00286	0		SCREW UNI 5931 M 12x50	4
12	T201-00012	0		WASHER UNI 6592 13x24	4
13	T252-00373	0		SCREW UNI 5931 M 6x16	2
14	10.36.71.01	0		SPINDLE PULLEY	1
15	10.36.71.02	0		MOTOR PULLEY	1

MANDRINO PRINCIPALE ASA 5" ϕ 150



ERM 180 FORO V130

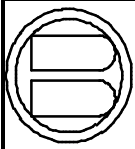
cod.E021-0034

cod.E021-0033

SENZA ASSE "C"

CON ASSE "C"

6 5 7 8

**Biglia***Description***PHONIC-WHELL ASA 5" APPLICATION***N.dis.* **10.67.73.00**I.M. **2***Capitolo* **8***Data* **25/05/2001**

PO	CODE	I.M.	CONSTRUCTOR	DESCRIPTION CONSTRUCTOR CODE	QU.
1	T252-00325	0		SCREW UNI 5931 M 4x25	2
2	T201-00021	0		WASHER UNI 6592 4.3x9	2
3	10.67.73.01	2		FLANGE	1
4	T252-00344	1		SCREW UNI 5931 M 5x16	6
5	10.67.73.02	2		PROTECTION RING	1
6	T252-00335	0		SCREW UNI 5931 M 4x30	4
7	T252-00879	0		SCREW UNI 5737 M 5x25	6
8	T116-00336	0		PACKING OR 3475	1



Biglia

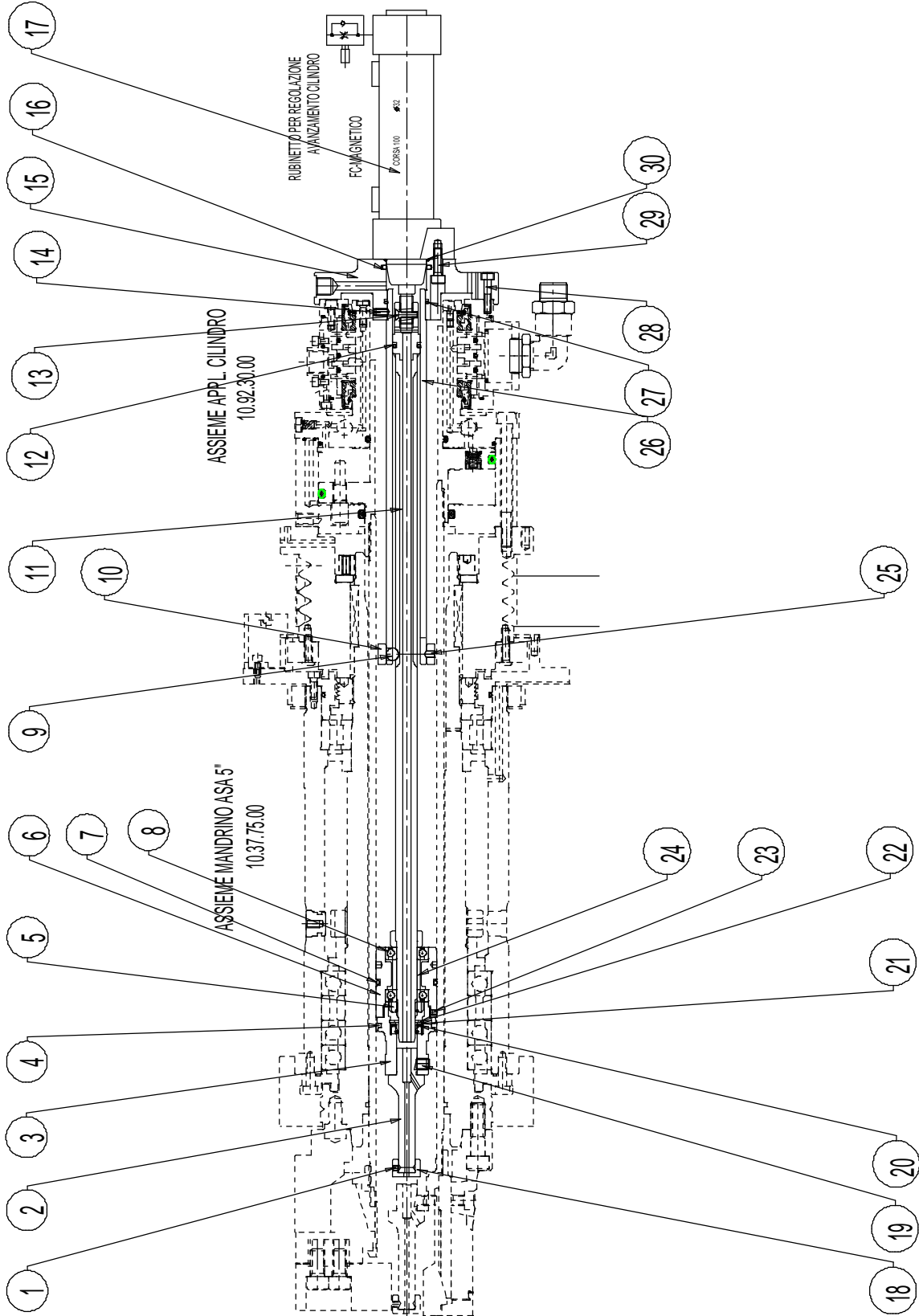
Description
PNEUMATIC EJECTOR ASSEMBLY

N.dis. **10.39.12.00**

I.M. **0**

Capitolo **8**

Data **06/03/2001**





Description
PNEUMATIC EJECTOR ASSEMBLY

N.dis. **10.39.12.00**

I.M. **0**

Capitolo **8**

Data **06/03/2001**

PO	CODE	I.M.	CONSTRUCTOR	DESCRIPTION CONSTRUCTOR CODE	QU.
1	T252-00568	0		SCREW UNI 5927 M 4x5	1
2	10.39.09.06	1		EJECTOR HEAD	1
3	10.39.12.03	0		FITTING	1
4	T116-00779	0	MIROS	LIP SEAL RAD-CUT 4537	1
5	T107-00051	0		SELF-LOCKING M 15x1 LOCKRING	1
6	10.39.12.01	1		ROTOR BUSH	1
7	T116-00196	0		PACKING OR 4137	1
8	T073-00130	0	SKF	RADIAL BEARING 6002-2RS1	2
9	T219-00009	0	FAG	BALL 9 9 KV9KL3	2
10	10.39.09.09	0		RING	1
11	10.39.12.02	0		FITTING PIPE	1
12	T116-00175	0		PACKING OR 3056	1
13	T252-00498	0		SCREW UNI 5933 M 4x16	1
14	T252-00570	1		SCREW UNI 5927 M 5x10	4
15	10.39.09.01	2		FLANGE	1
16	T116-00194	0		PACKING OR 4118	1
17	T057-00191	1	TELEMECCANIQUE	ISO 6431 PNEUMATIC CYLINDER PAE-A1232-100	1
18	10.39.09.07	1		EJECTOR HEAD	1
19	T252-00657	0		SCREW UNI 5923 M 8x10	1
20	T116-00083	0		PACKING 12-24-7 TIPO A "FPM" 12247	1
21	T201-00047	0		WASHER SS 17x24x1.5	1
22	T007-00186	0		SEEGER RING UNI 7437 24 I	1
23	T252-00636	0		SCREW UNI 5923 M 4x5	1
24	10.39.09.04	0		SPACER	1
25	T252-00573	0		SCREW UNI 5927 M 5x8	2
26	10.39.09.08	0		PISTON-GUIDE PIPE	1
27	T116-00301	0		PACKING OR 3112	1
28	T252-00428	0		SCREW UNI 5931 M 5x25	6
29	T252-00146	0		SCREW UNI 5931 M 6x25	4
30	T116-00268	0		PACKING OR 2118	1



Biglia

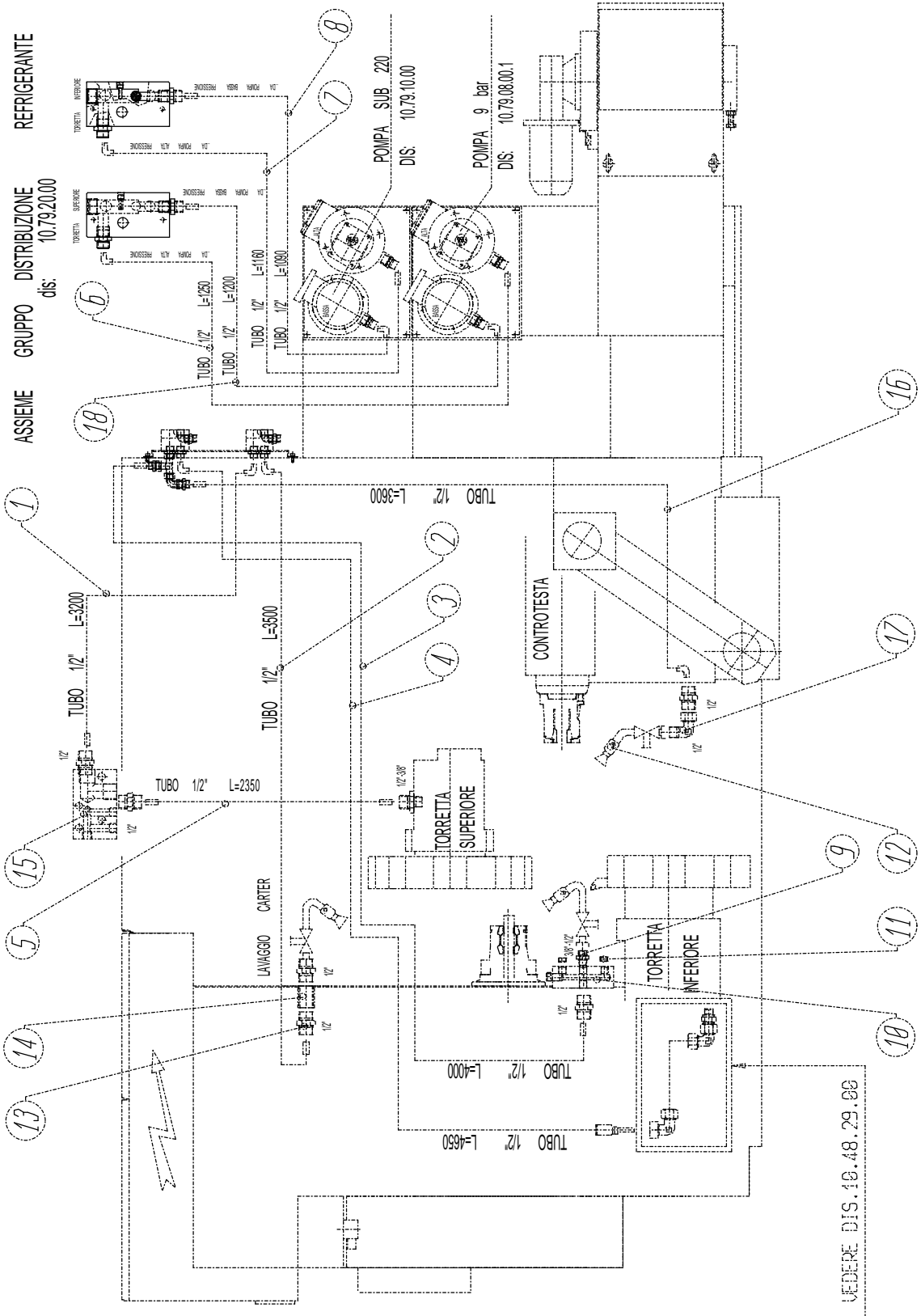
Description COOLANT UNIT DIAGRAM

N.dis. **10.79.21.00**

I.M. **2**

Capitolo **9**

Data **06/03/2001**



VEDERE DIS.10.48.29.00

ASSIEME GRUPPO DISTRIBUZIONE
dis: 10.79.20.00

REFRIGERANTE



Description
COOLANT UNIT DIAGRAM

N.dis. **10.79.21.00**

I.M. **2**

Capitolo **9**

Data **06/03/2001**

PO	CODE	I.M.	CONSTRUCTOR	DESCRIPTION CONSTRUCTOR CODE	QU.
1	10.79.21.01	0		FLEXIBLE PIPE	1
2	10.79.21.02	0		FLEXIBLE PIPE	1
3	10.79.21.03	0		FLEXIBLE PIPE	1
4	10.79.21.04	0		FLEXIBLE PIPE	1
5	10.79.21.05	1		FLEXIBLE PIPE	1
6	10.79.21.06	0		FLEXIBLE PIPE	1
7	10.79.21.07	0		FLEXIBLE PIPE	1
8	10.79.21.08	0		FLEXIBLE PIPE	1
9	T190-00096	0	MILANOFLEX	1/2"-3/8" FITTING 016	1
10	10.79.19.01	1		DISTRIBUTOR BLOCK	1
11	T236-00020	0		CONICAL PLUG DIN 906 3/8" GAS	3
12	10.81.24.85	1		"LOC-LINE" PIPE	3
13	T190-00359	0	MILANOFLEX	1/2" FITTING 012	6
14	T136-00019	0		1/2" SLEEVE	1
15	10.80.02.01	3		PLATE	1
16	10.79.21.10	1		FLEXIBLE PIPE	1
17	T190-00048	0		90° M/F 1/2" FITTING ZINC.	1
18	10.79.21.11	0		FLEXIBLE PIPE	1



Biglia

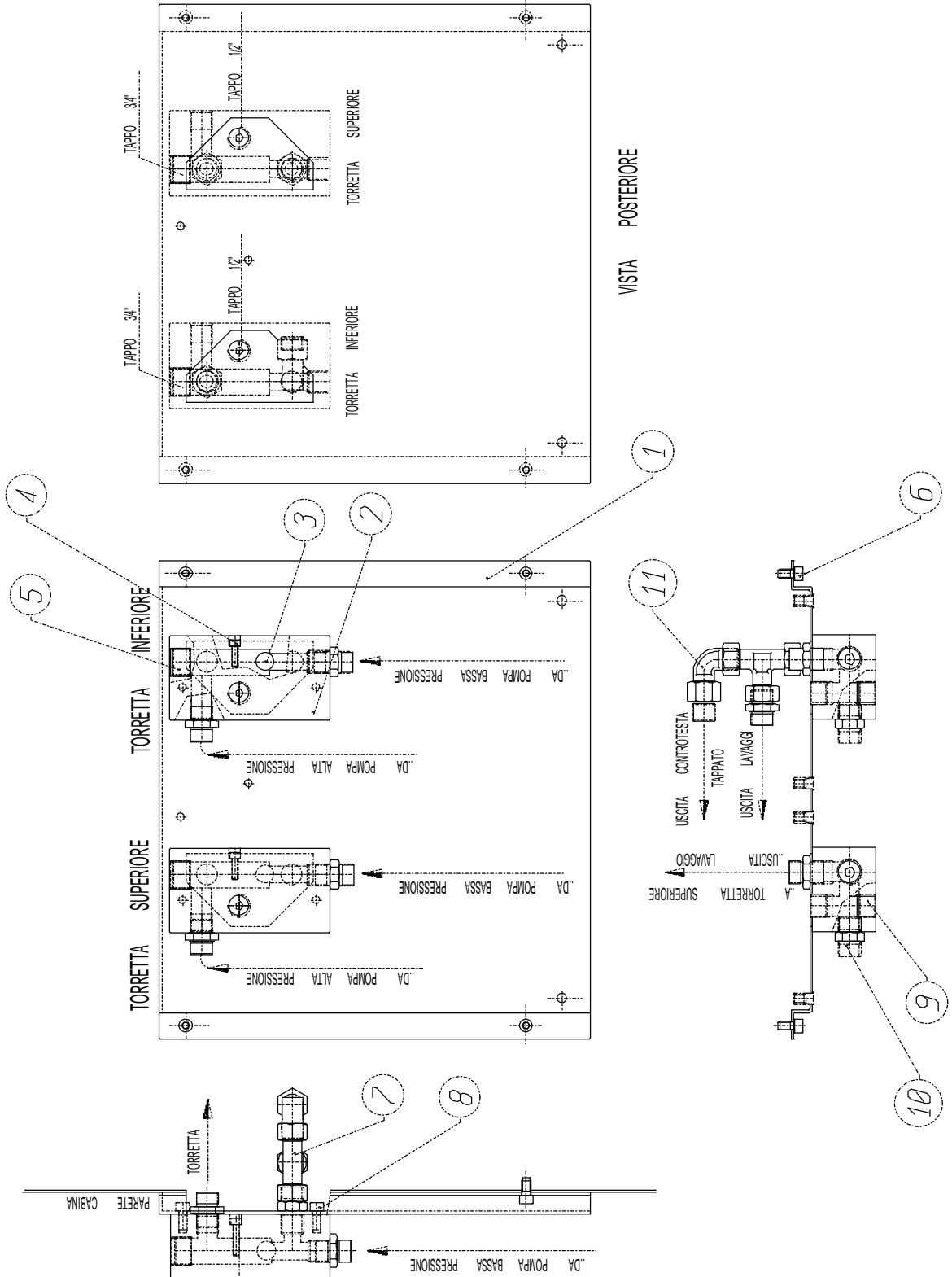
Description
REFRIGERATION PLANT

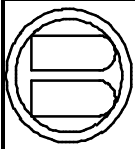
N.dis. **10.79.20.00**

I.M. **2**

Capitolo **9**

Data **23/02/2001**



**Biglia**

Description
REFRIGERATION PLANT

N.dis. **10.79.20.00**I.M. **2**Capitolo **9**Data **23/02/2001**

PO	CODE	I.M.	CONSTRUCTOR	DESCRIPTION CONSTRUCTOR CODE	QU.
1	10.79.20.02	1		PANEL	1
2	10.79.20.01	1		COOLANT BLOCK	2
3	T219-00004	0		BALL 23/32" D. 18.256	2
4	T252-00377	0		SCREW UNI 5931 M 6x30	2
5	T236-00019	0		CONICAL PLUG 3/4" GAS	2
6	T252-00401	0		SCREW UNI 5931 M 8x16	4
7	T190-00030	0		"T" 1/2" FITTING ZINC.	1
8	T252-00432	1		SCREW UNI 5931 M 8x30	4
9	T236-00013	0		CONICAL PLUG DIN 906 1/2" GAS	5
10	T190-00359	0	MILANOFLEX	1/2" FITTING 012	9
11	T190-00048	0		90° M/F 1/2" FITTING ZINC.	1



Biglia

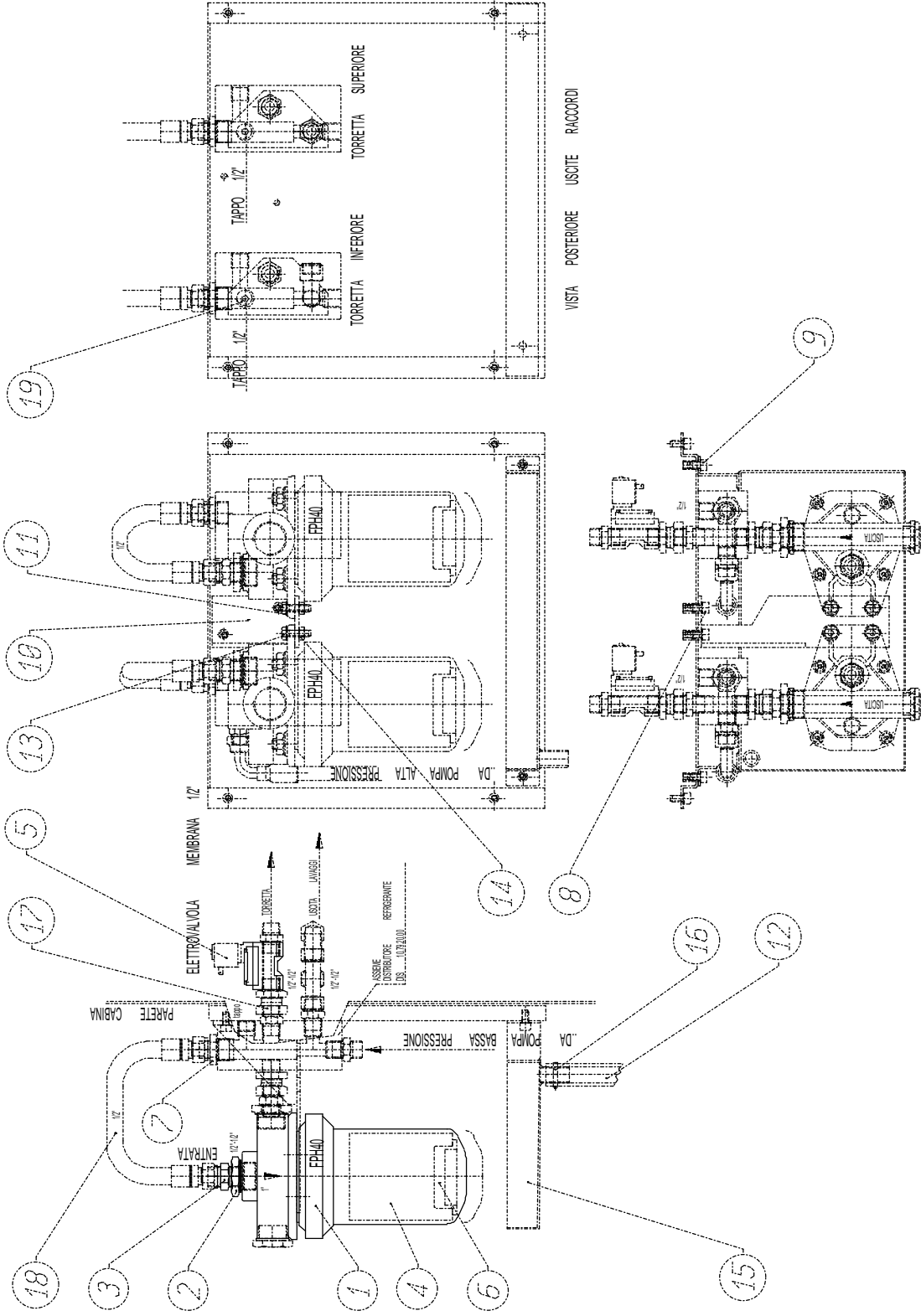
Description
FILTER F-PH40 ASSEMBLY

N.dis. **42.01.29.00**

I.M. **2**

Capitolo **9**

Data **23/02/2001**





Description
FILTER F-PH40 ASSEMBLY

N.dis. **42.01.29.00**

I.M. **2**

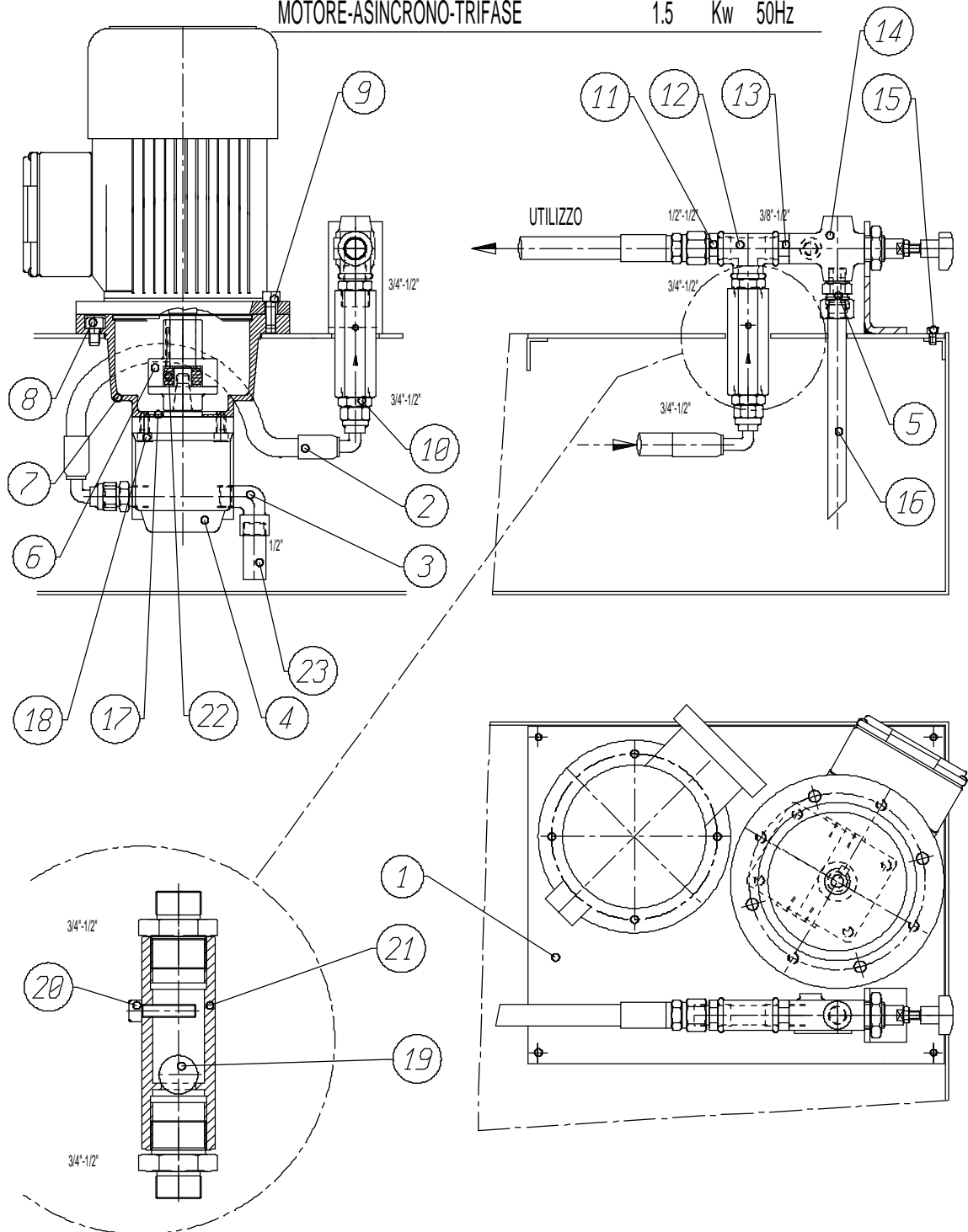
Capitolo **9**

Data **23/02/2001**

PO	CODE	I.M.	CONSTRUCTOR	DESCRIPTION CONSTRUCTOR CODE	QU.
1	T095-00083	2	UFI	HYDRAULIC FILTER FPH.40.B08.B.N.MF.01	2
2	T190-00441	0	LARGA	1" 1/2" FITTING E4210125113	4
3	T190-00359	0	MILANOFLEX	1/2" FITTING 012	4
4	T049-00020	0	UFI	FILTER CARTRIDGE ERA.40.N.MF	2
5	T087-00154	1	EVIAN	1/2" 2/2 NC ELECTROVALVE 24 Vcc B205DBZ 2000	2
6	42.01.24.02	0		PLUG	2
7	T190-00371	0	MILANOFLEX	3/4"-1/2" FITTING 016	2
8	T252-00402	0		SCREW UNI 5931 M 8x20	2
9	T252-00401	0		SCREW UNI 5931 M 8x16	2
10	42.01.29.02	2		SUPPORT PLATE	1
11	T201-00019	0		WASHER UNI 6592 8.4x17	8
12	42.01.25.04	0		PIPE	1
13	T252-00212	0		SCREW UNI 5739 M 8x30	4
14	T075-00030	0		NUT UNI 5588 M 8	4
15	42.01.29.01	0		COOLANT VAT	1
16	T092-00020	0		CLAMP 19-28	1
17	T190-00563	0	PARKER	1/2"-1/2" FITTING 0107-8-8	4
18	42.01.29.03	0		PIPE 1/2"	2
19	T236-00013	0		CONICAL PLUG DIN 906 1/2" GAS	2

MOTORE-ASINCRONO-TRIFASE

1.5 Kw 50Hz





Description
9 BAR PUMP APPLICATION ASSEMBLY

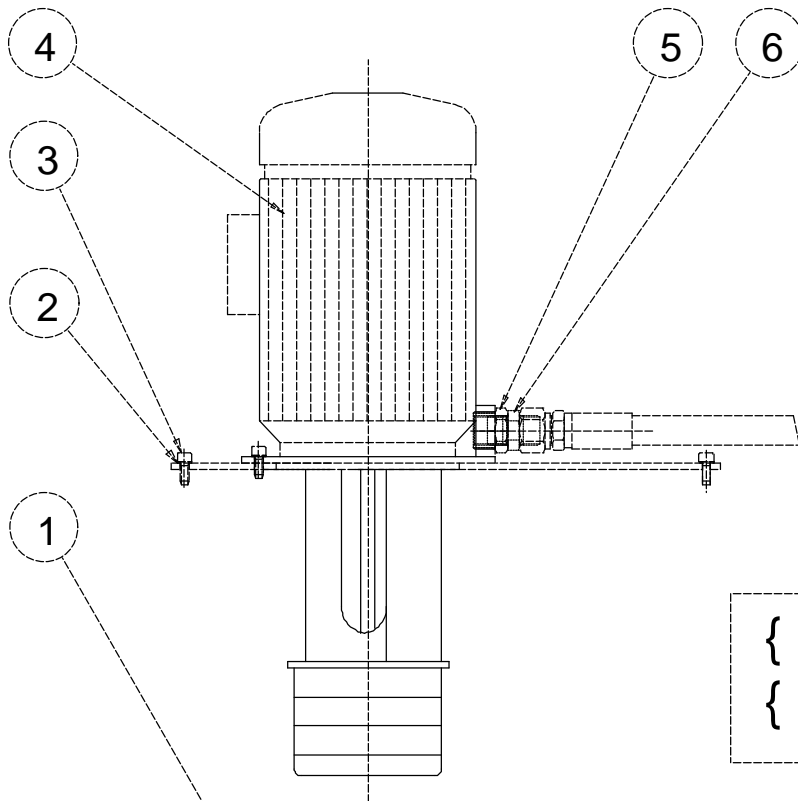
N.dis. **10.79.08.00.1**

I.M. **2**

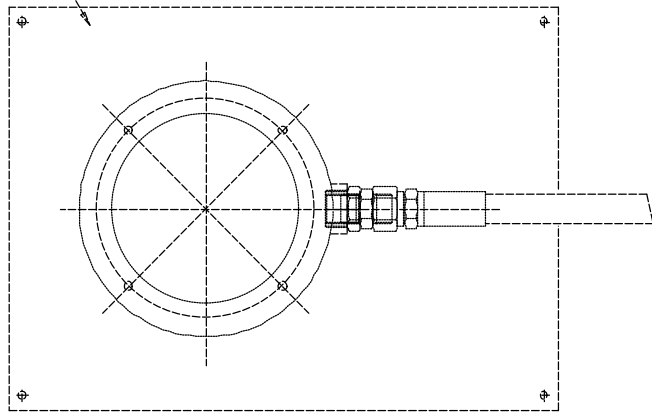
Capitolo **9**

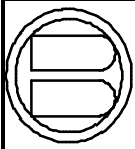
Data **13/09/2002**

PO	CODE	I.M.	CONSTRUCTOR	DESCRIPTION CONSTRUCTOR CODE	QU.
1	10.79.05.03	3		PUMP 9 bar COVER	1
2	T012-00102	0		PIPE ASSEMBLY	1
3	T190-00048	0		90° M/F 1/2" FITTING ZINC.	1
4	T174-00020	0	FLUIDVER	PUMP Q 25 l/min A 1400 giri/min PW2-E-15-R	1
5	T190-00621	0	RASTELLI	3/8" FITTING TN92-15LR-3/8"-A	1
6	T109-00058	0	FLUIDVER	COUPLING SGE-A20-B10-024-2A/M04-044	1
7	T040-00010	0	FLUIDVER	SPIDER LMB-200-A-095-D-004	1
8	T252-00252	0		SCREW UNI 5931 M 10x16	4
9	T252-00255	0		SCREW UNI 5931 M 10x25	4
10	T190-00371	0	MILANOFLEX	3/4"-1/2" FITTING 016	2
11	T190-00500	0	MILANOFLEX	1/2"FITTING 014	2
12	T190-00030	0		"T" 1/2" FITTING ZINC.	1
13	T190-00096	0	MILANOFLEX	1/2"-3/8" FITTING 016	1
14	T194-00077	0	FLUIDVER	3/8" PRESSURE REGULATOR VMP10 -V1	1
15	T252-00368	0		SCREW UNI 5931 M 6x10	4
16	10.79.08.03	0		PIPE	1
17	T007-00227	0	FLUIDVER	CENTERING RING ANC-D-004	1
18	T252-00402	0		SCREW UNI 5931 M 8x20	4
19	T219-00004	0		BALL 23/32" D. 18.256	1
20	T252-00146	0		SCREW UNI 5931 M 6x25	1
21	42.01.03.06	0		VALVE	1
22	T007-00235	0		JOINT RING EGE-2-RP	1
23	T185-00029	0	ORELLO E MAFIOTTI	DIN 234 1/2" EXTENSION 6044	1



{ Q MAX = 150 l/min P MIN = 1.1 bar Q MIN = 30 l/min P MAX = 2.8 bar MOTORE = 0.75 Kw	Q1
---	-----------



**Biglia***Description***MOTOR-DRIVER PUMP APPLICATION
ASSEMBLY***N.dis.* **10.79.10.00**I.M. **0***Capitolo* **9***Data* **30/04/1996**

PO	CODE	I.M.	CONSTRUCTOR	DESCRIPTION CONSTRUCTOR CODE	QU.
1	10.79.10.01	0		SUB 220 PUMP COVER	1
2	T201-00017	0		WASHER UNI 6592 6.4x12.5	8
3	T252-00373	0		SCREW UNI 5931 M 6x16	8
4	T086-00021	0	HYDROMECC	ELECTRIC PUMP 220/380 V 50 Hz 1 HP SUB-220	1
5	T190-00371	0	MILANOFLEX	3/4"-1/2" FITTING 016	1
6	T190-00359	0	MILANOFLEX	1/2" FITTING 012	1



Biglia

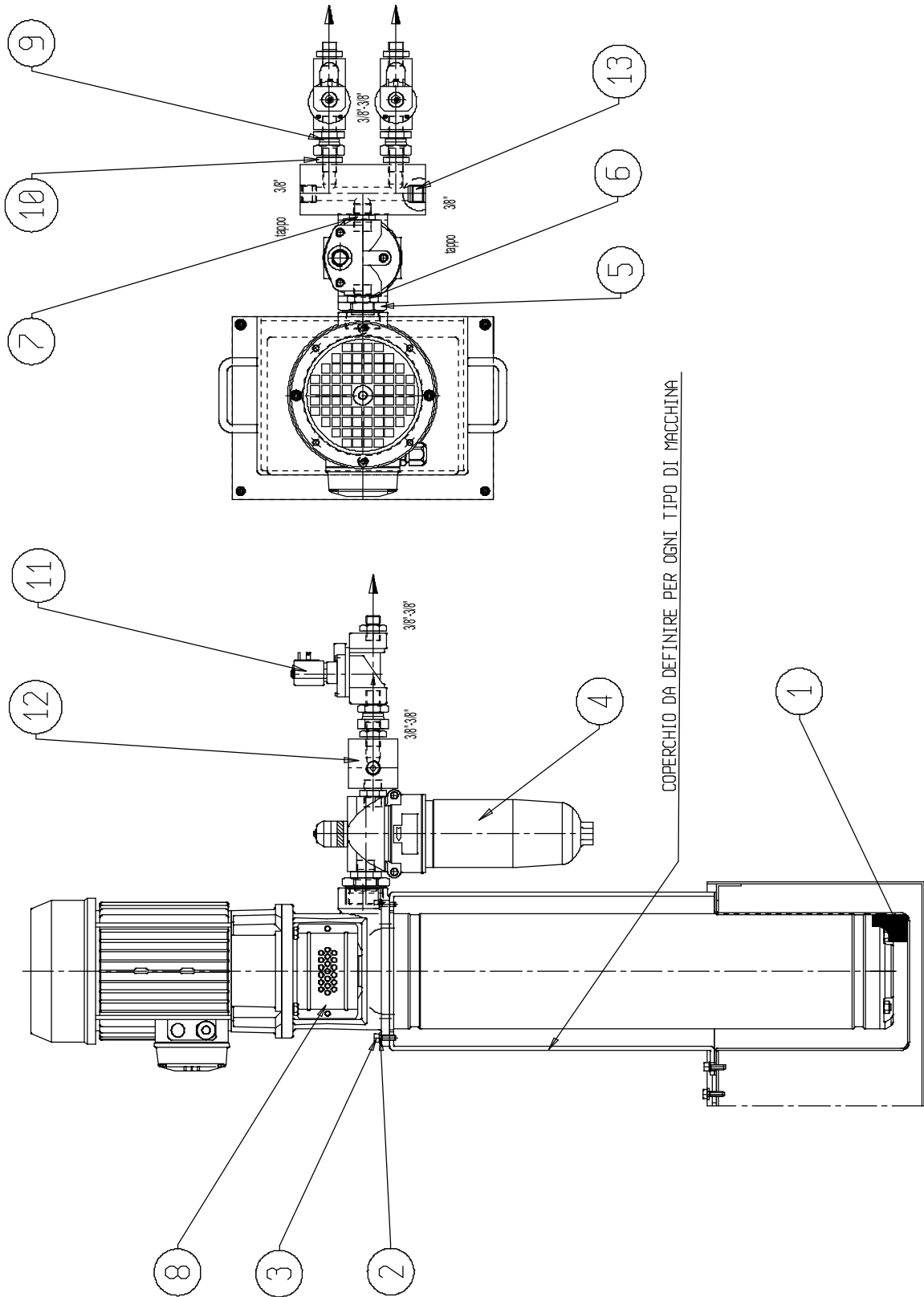
Description
19 BAR PUMP APPLICATION

N.dis. **10.79.29.00**

I.M. **0**

Capitolo **9**

Data **06/03/2003**





Description
19 BAR PUMP APPLICATION

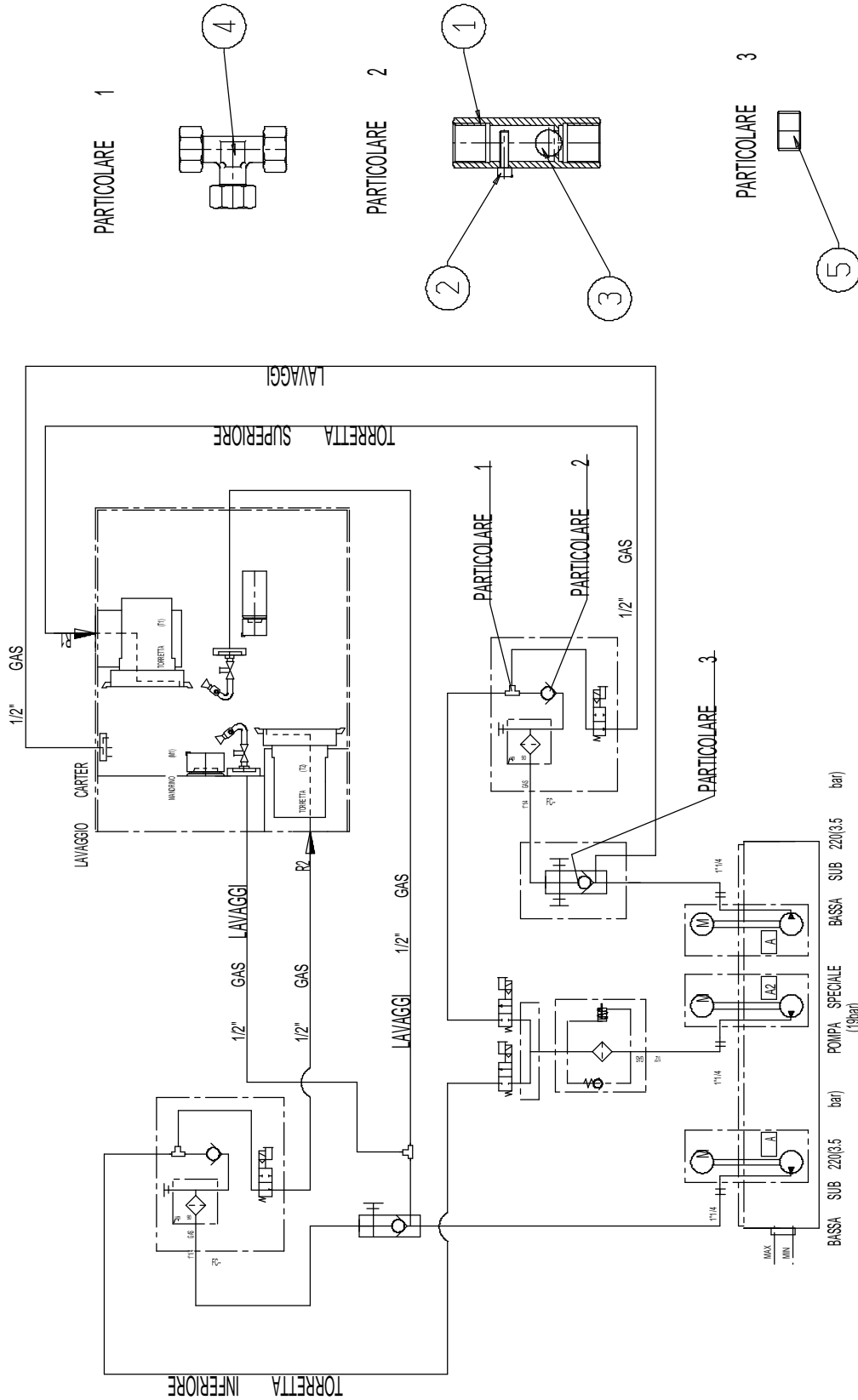
N.dis. **10.79.29.00**

I.M. **0**

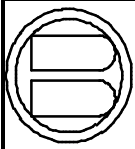
Capitolo **9**

Data **06/03/2003**

PO	CODE	I.M.	CONSTRUCTOR	DESCRIPTION CONSTRUCTOR CODE	QU.
1	42.01.36.02	0		PUMP GRATE	1
2	T201-00017	0		WASHER UNI 6592 6.4x12.5	8
3	T252-00376	0		SCREW UNI 5931 M 6x20	8
4	T095-00090	0	UFI	INTAKE FILTER 1/2" FPM22B04CNMF62X	1
5	T190-00507	0	LARGA	1"1/4-3/4" FITTING E4210132119	1
6	T190-00371	0	MILANOFLEX	3/4"-1/2" FITTING 016	2
7	T190-00359	0	MILANOFLEX	1/2" FITTING 012	1
8	T086-00057	0	LOWARA	ELECTRO PUMP SVI222/22S30T	1
9	T190-00666	0	PARKER	FITTING 0107-6-6	2
10	T190-00537	0	AIGNEP	3/8"-3/8"FITTING 2010 3/8"-3/8"	4
11	T087-00166	0	EVIAN	SOLENOID VALVE D232DTW-7250-24DC	2
12	10.79.29.01	0		COOLANT BLOCK	1
13	T236-00020	0		CONICAL PLUG DIN 906 3/8" GAS	2

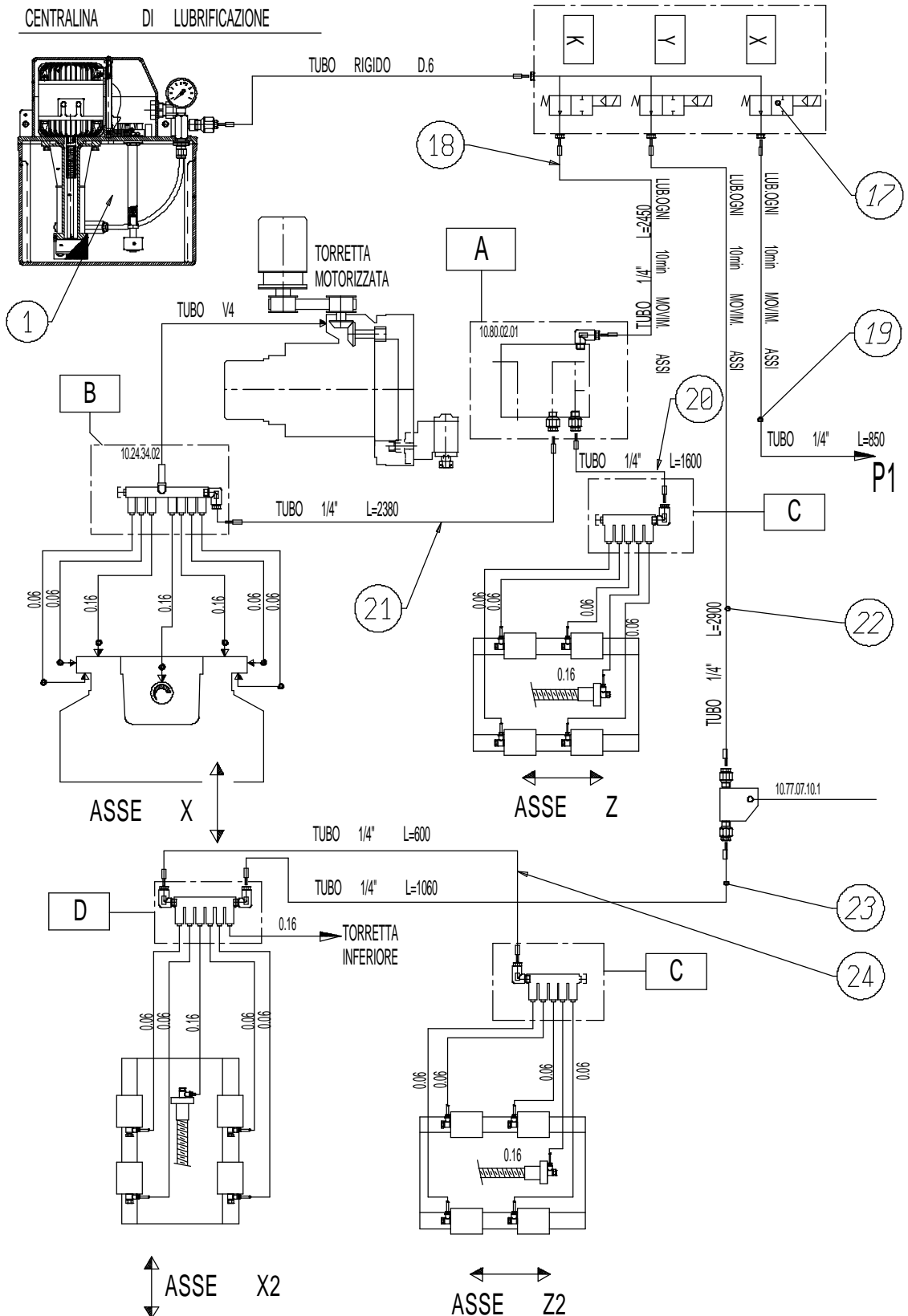


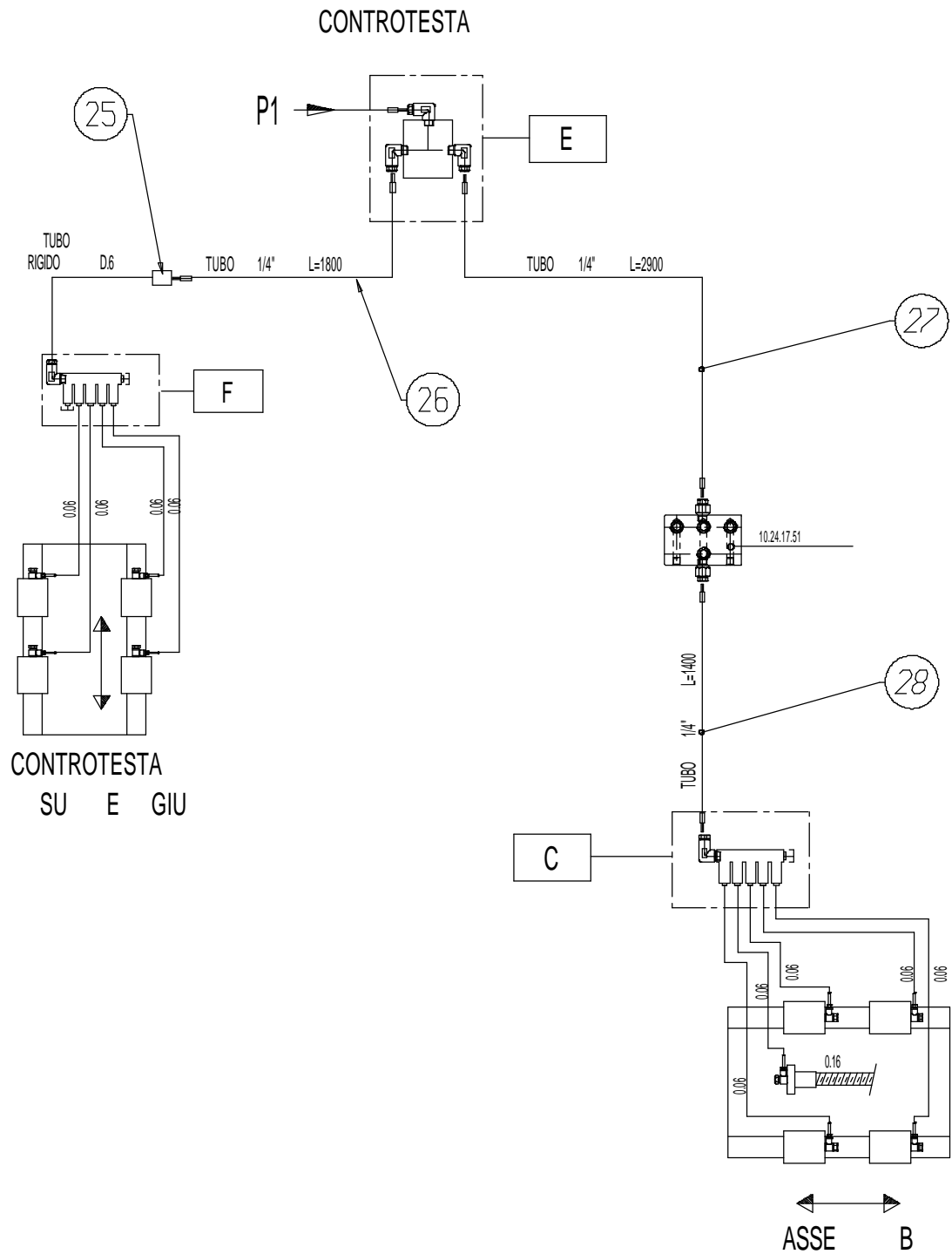
APPLICAZIONE **FILTRO**
 DIS: 42.01.29.00

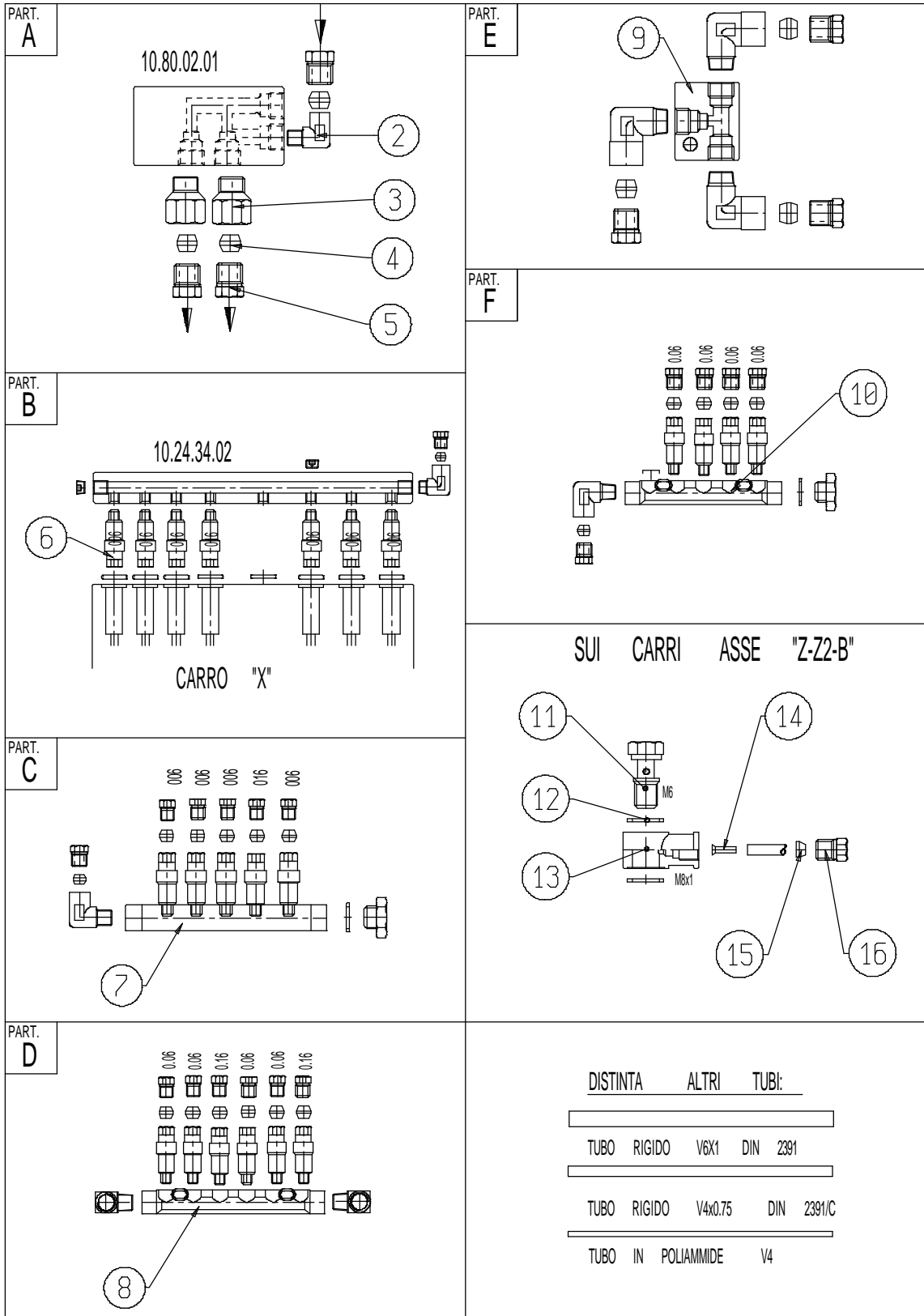
**Biglia***Description*
COOLANT UNIT DIAGRAM*N.dis.* **10.79.31.00**I.M. **0***Capitolo* **9***Data* **06/03/2003**

PO	CODE	I.M.	CONSTRUCTOR	DESCRIPTION CONSTRUCTOR CODE	QU.
1	42.01.03.06	0		VALVE	1
2	T252-00146	0		SCREW UNI 5931 M 6x25	1
3	T219-00004	0		BALL 23/32" D. 18.256	1
4	T190-00030	0		"T" 1/2" FITTING ZINC.	1
5	T236-00019	0		CONICAL PLUG 3/4" GAS	2

CENTRALINA DI LUBRIFICAZIONE









Description
LUBRICATOR PLANT ASSEMBLY

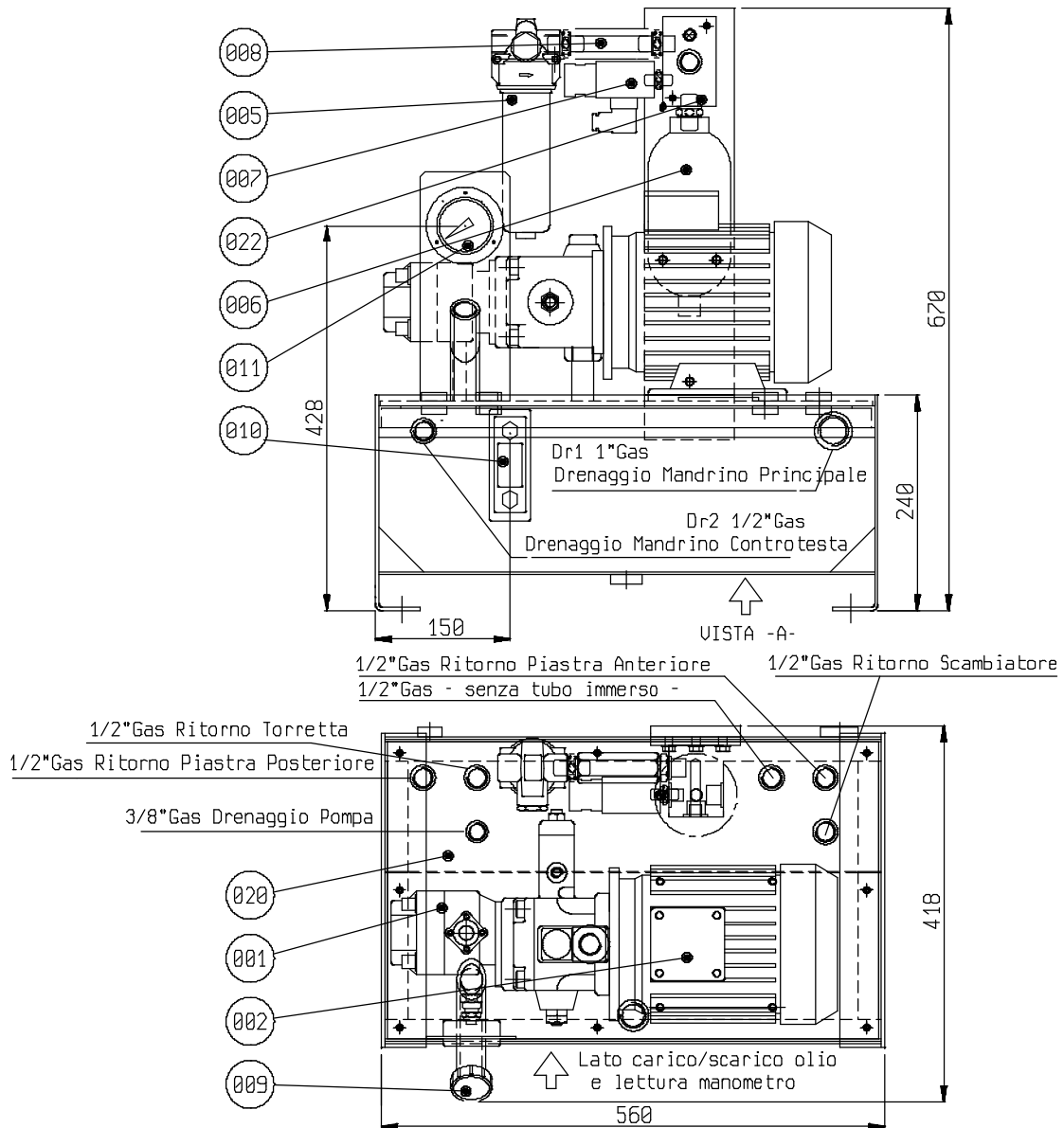
N.dis. **10.80.18.00**

I.M. **6**

Capitolo **10**

Data **10/11/2003**

PO	CODE	I.M.	CONSTRUCTOR	DESCRIPTION CONSTRUCTOR CODE	QU.
1	T052-00019	1	ILC	WAYLUBE TANK 80.874.0	1
2	T190-00322	0	BOTTI	90° 1/8" M 10x1 FITTING RC602	1
3	T190-00180	0	BOTTI	1/8" M 10x1 FITTING RK606	2
4	T024-00002	0	BOTTI	BICON B60	3
5	T190-00311	0	BOTTI	M 10x1 PIPE 6 FITTING RB60	3
6	T012-00076	0	ILC	COMPONENT APPLICATION ASSEMBLY 005	1
7	T012-00170	1	ILC	DISTRIBUTOR ASSEMBLY 017	3
8	T012-00175	1	ILC	DISTRIBUTOR COMPONENT APPLICATION ASSEMBLY 035	1
9	T012-00178	0	ILC	SLUG APPLICATION ASSEMBLY 048	1
10	T012-00174	1	ILC	DISTRIBUTOR COMPONENT APPLICATION ASSEMBLY 034	1
11	R252-00049	0		VO 46 W SCREW	3
12	T201-00058	0		COPPER WASHER (1/8") 10.2x14x1	6
13	T190-00606	1		FITTING OS48W	3
14	T030-00122	0	BOTTI	BUSH BS42	3
15	T150-00001	0	BOTTI	SINGLE-CONE M40	3
16	T190-00280	0	BOTTI	M 8x1 PIPE 4 FITTING RM40	3
17	T197-00016	2	ILC	OIL DISTRIBUTION UNIT 054	1
18	10.80.18.02	1		FLEXIBLE PIPE	1
19	10.80.18.04	1		FLEXIBLE PIPE	1
20	10.80.18.06	0		FLEXIBLE PIPE	1
21	10.80.18.05	0		FLEXIBLE PIPE	1
22	10.80.18.03	1		FLEXIBLE PIPE	1
23	10.80.18.07	1		FLEXIBLE PIPE	1
24	10.80.18.08	0		FLEXIBLE PIPE	1
25	T027-00016	0	BOTTI	M 10x1 DERIVATION BLOCK GFD60	1
26	10.80.18.10	0		FLEXIBLE PIPE	1
27	10.80.18.11	1		FLEXIBLE PIPE	1
28	10.80.18.09	1		FLEXIBLE PIPE	1



0022	0172547	PANNELLO	PANNELLO PER ACCUMULATORE	1
0020	0167880	SERBATOIO	SERBATOIO SPEC. LT.25	1
0014	1409512	NON RITORNO	VD3-W3/30	1
0011	0610044	MANOMETRO	MAN.GLIC.FL.FS.60BAR D.63 1/4G	1
0010	0750087	SPIA LIVELLO	SPIA LIVELLO LG1	1
0009	0610539	TAPPO DI CARICO	TAPPO CARICOSFIATO TKTG26N0BFS	1
0008	1409521	NON RITORNO	VD4-W1/30	1
0007	0751001	PRESSOSTATO	PRESSOSTATO K33 5-50BAR	1
0006	0712810	ACCUMULATORE	ACCUM-H700M P.MAX 210BAR FOX	1
0005	0712809	FILTRO MANDATA	FILTRO-FPA12 B04 WN FD 72	1
0003	3951000004	FILTRO ASPIRAZ.	FSI-TB100-M90S/10-0	1
0002	0751014	MOTORE ELETTR.	M-1.5KW 4P B3 S230/400-50 SPEC	1
0001	0712998	POMPA DOPPIA	POMPA TCUG-F2-A2-G3.8	1
POS	CODICE	COMPONENTE	DESCRIZIONE	QTA



Description
PIPE ASSEMBLY

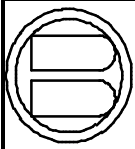
N.dis. **10.81.26.01**

I.M. **4**

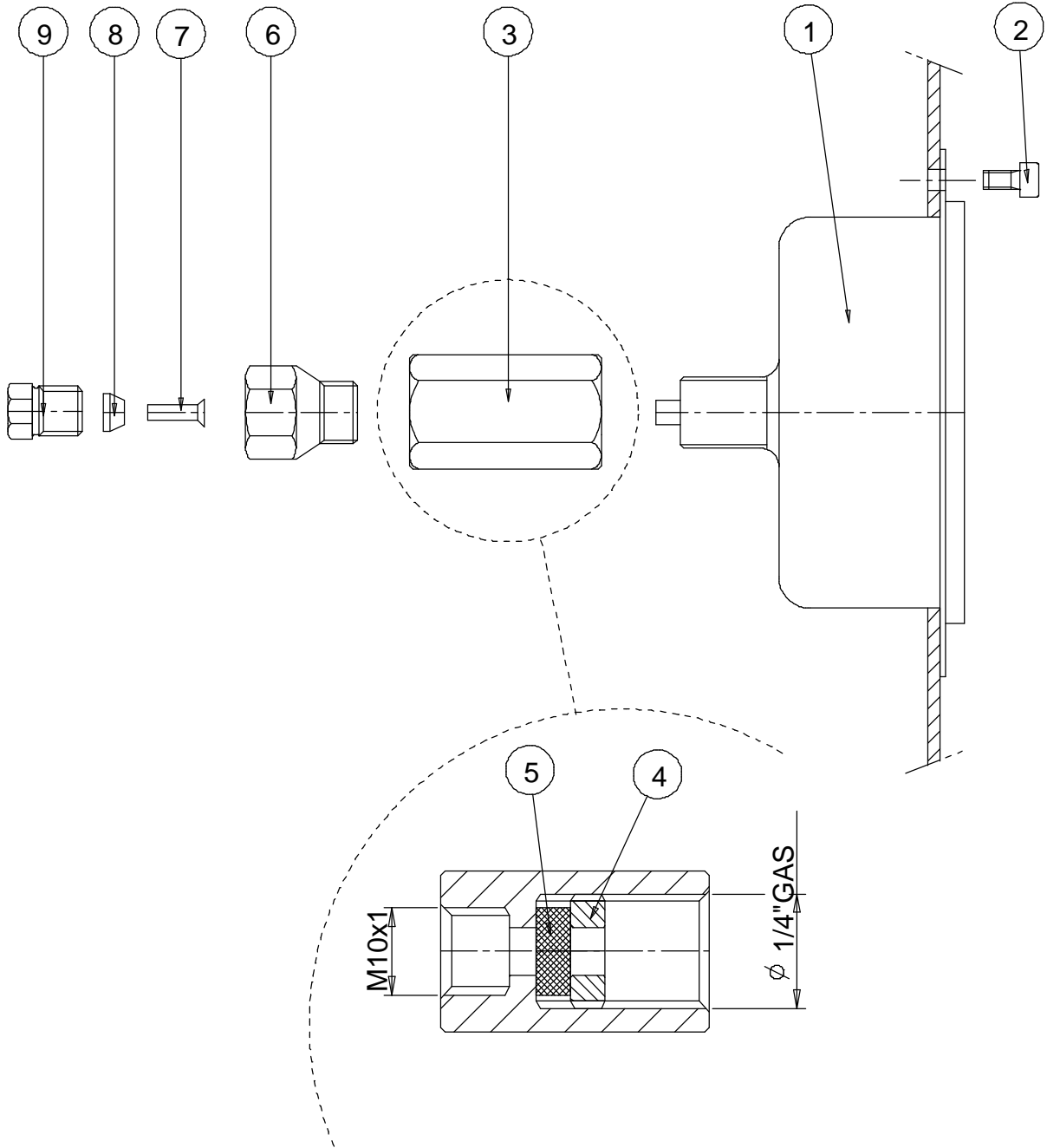
Capitolo **11**

Data **15/03/2001**

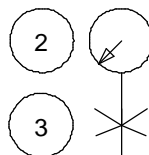
PO	CODE	I.M.	CONSTRUCTOR	DESCRIPTION CONSTRUCTOR CODE	QU.
1	T190-00500	0	MILANOFLEX	1/2" FITTING 014	7
2	T190-00137	0		90° F/F 1/2" FITTING ZINC.	1
3	T190-00536	0	AIGNEP	1" FITTING 2000 1"-1"	1
4	T190-00341	0		90° F/F 1" FITTING ZINC.	1
5	10.75.03.16	3		FITTING	1
6	T190-00096	0	MILANOFLEX	1/2"-3/8" FITTING 016	1
7	T190-00117	0		"T" 3/8" FITTING ZINC.	1
8	T190-00572	0	MILANOFLEX	3/8"-1/4" REDUCING FITTING 016	2
9	10.31.10.34	0		PLATE	1
10	T190-00502	0	MILANOFLEX	3/8" FITTING 014	12
11	T194-00067	0	FT	3/8" FLOW REGULATOR FT257/5-38	2
12	10.24.17.51	2		DISTRIBUTOR BLOCK	1
13	10.77.07.10.1	0		BAR	1
14	10.81.26.26	0		FLEXIBLE PIPE	1
15	10.81.26.03	0		FLEXIBLE PIPE	1
16	10.81.26.04	0		FLEXIBLE PIPE	1
17	10.81.26.05	0		FLEXIBLE PIPE	1
18	10.81.26.06	0		FLEXIBLE PIPE	1
19	10.81.26.07	0		FLEXIBLE PIPE	1
20	10.81.26.08	0		FLEXIBLE PIPE	1
21	10.81.26.30	1		FLEXIBLE PIPE	1
22	10.81.26.14	1		FLEXIBLE PIPE	2
23	10.81.26.15	0		FLEXIBLE PIPE	2
24	10.81.26.16	0		FLEXIBLE PIPE	1
25	10.81.26.17	0		FLEXIBLE PIPE	1
26	10.81.26.18	0		FLEXIBLE PIPE	1
27	10.81.26.19	0		FLEXIBLE PIPE	2
28	10.81.26.20	0		FLEXIBLE PIPE	1
29	10.81.26.21	0		FLEXIBLE PIPE	1
30	10.81.26.22	1		FLEXIBLE PIPE	1

**Biglia***Description*
PIPE ASSEMBLY*N.dis.* **10.81.26.01**I.M. **4***Capitolo* **11***Data* **15/03/2001**

31	10.81.26.23	0		FLEXIBLE PIPE	2
32	10.81.26.24	0		FLEXIBLE PIPE	1
33	10.81.26.25	0		FLEXIBLE PIPE	1
34	10.81.26.09	0		FLEXIBLE PIPE	1
35	10.81.26.12	0		FLEXIBLE PIPE	1
36	10.81.26.13	0		FLEXIBLE PIPE	1
37	10.81.26.11	1		FLEXIBLE PIPE	1
38	10.81.26.10	1		FLEXIBLE PIPE	1
39	01.03.18.26	0		ALUM. WASHER 3/8"	4
40	T190-00225	0	LARGA	90° 3/8" FITTING E2318212000	2
41	42.09.11.17	2		UNION 3/8-3/8	1
42	10.81.26.32	0		FLEXIBLE PIPE	1
43	T190-00574	0	MILANOFLEX	1/2"-3/4" REDUCING FITTING 017	1



SCHEMA FUNZIONALE





Description

**FRONTAL DN 50 OIL PRESSURE
GAUGE ASSEMBLY**

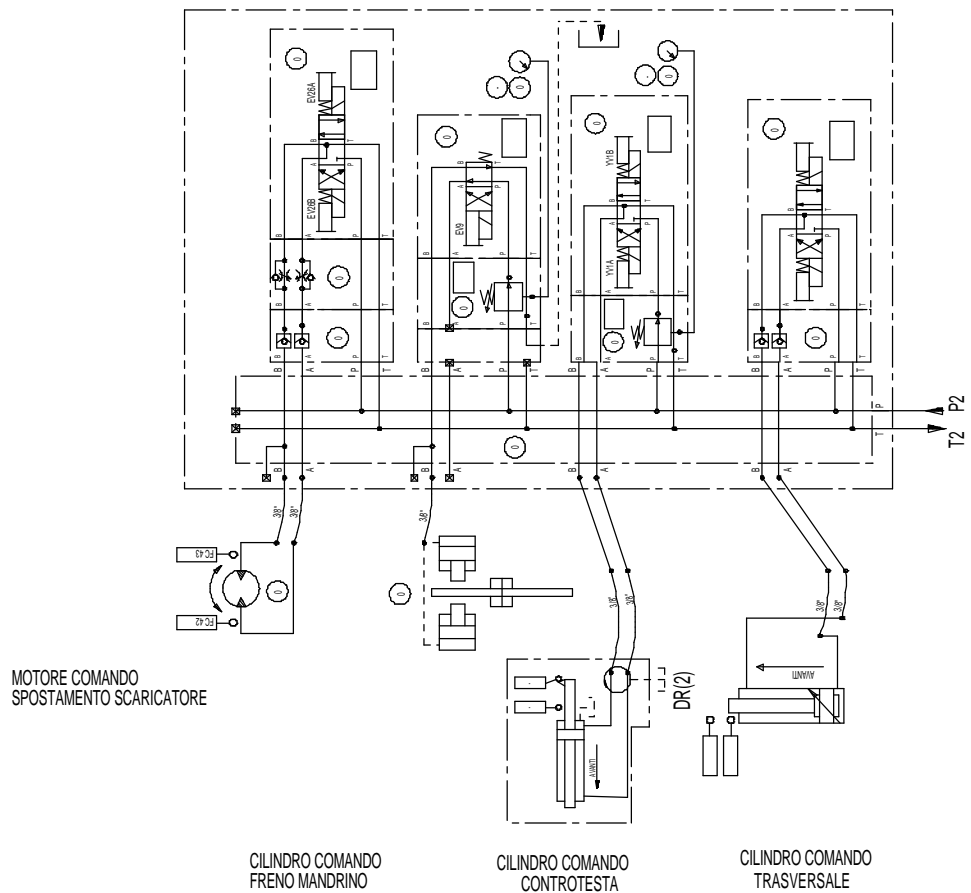
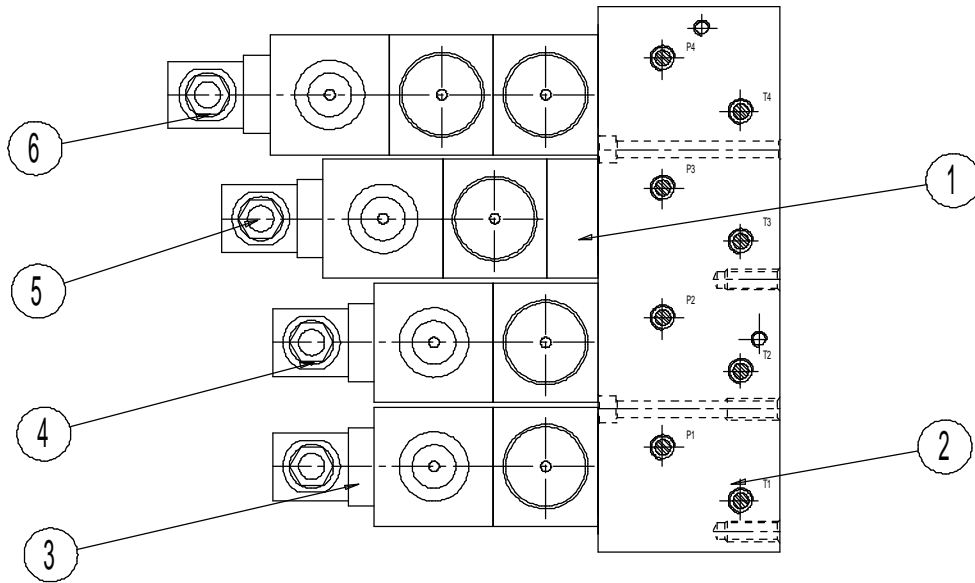
N.dis. **10.81.19.45**

I.M. **1**

Capitolo **11**

Data **21/09/1998**

PO	CODE	I.M.	CONSTRUCTOR	DESCRIPTION CONSTRUCTOR CODE	QU.
1	T138-00002	1	NUOVA-FIMA	0-60 bar OIL PRESSURE GAUGE DN63-MGS10/3-E	1
2	T252-00133	0		SCREW UNI 7380 M 3x10	3
3	42.09.11.13	0		FITTING	1
4	42.09.11.14	0		PLUG	1
5	T095-00005	0		FILTER 10x4	1
6	T190-00180	0	BOTTI	1/8" M 10x1 FITTING RK606	1
7	T030-00122	0	BOTTI	BUSH BS42	1
8	T150-00001	0	BOTTI	SINGLE-CONE M40	1
9	T190-00280	0	BOTTI	M 8x1 PIPE 4 FITTING RM40	1





Description
R.H. HYDRAULIC BAR ASSEMBLY

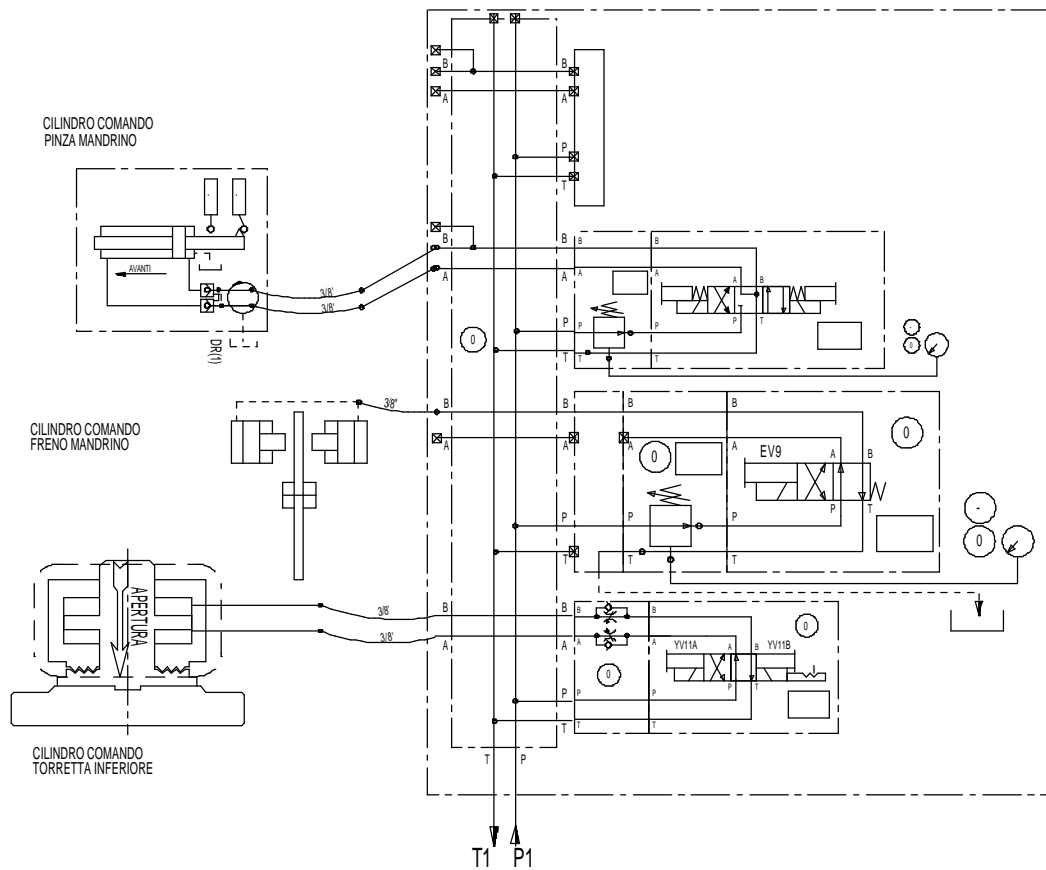
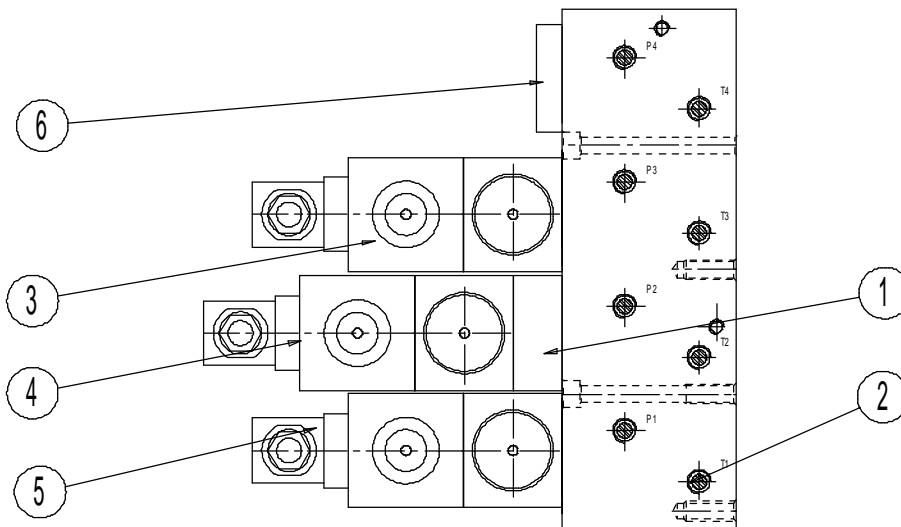
N.dis. **10.81.19.56**

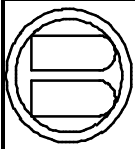
I.M. **1**

Capitolo **11**

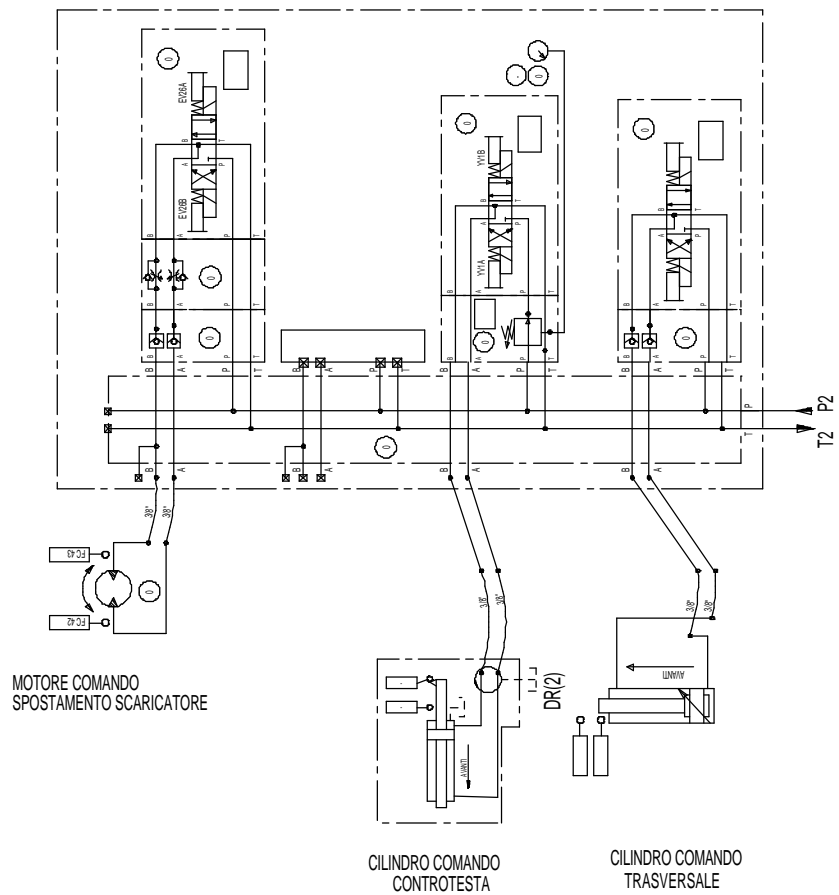
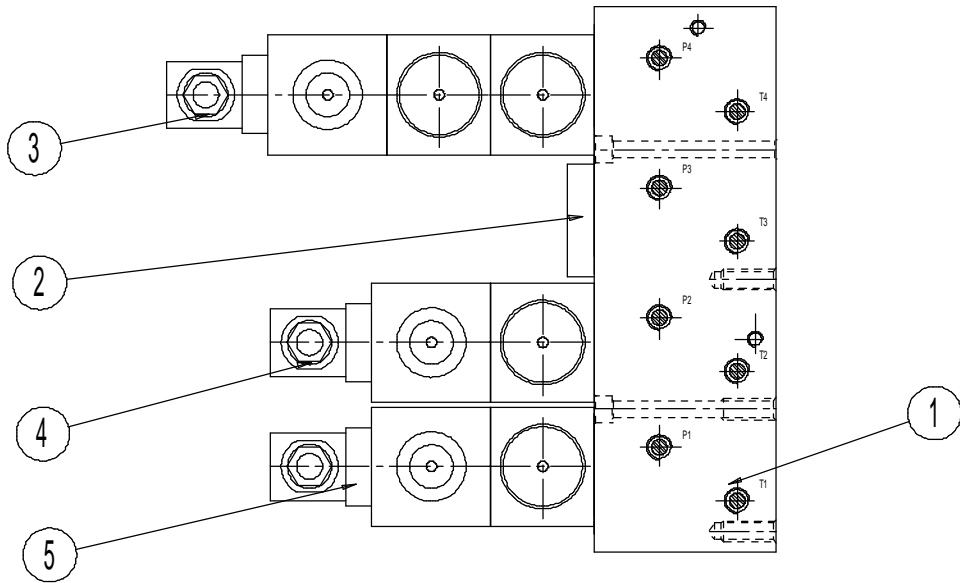
Data **13/01/2000**

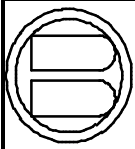
PO	CODE	I.M.	CONSTRUCTOR	DESCRIPTION CONSTRUCTOR CODE	QU.
1	10.31.10.24	0		INTERMEDIATE PLATE	1
2	10.81.19.06	1		PLATE ASSEMBLY	1
3	10.81.19.10	1		"X" AXIS DRIVE ASSEMBLY	1
4	10.81.19.01	0		SPINDLE DRIVE ASSEMBLY	1
5	10.81.19.34	0		BRAKE DRIVE ASSEMBLY	1
6	10.81.19.11	1		DISCHARGER DRIVE ASSEMBLY	1



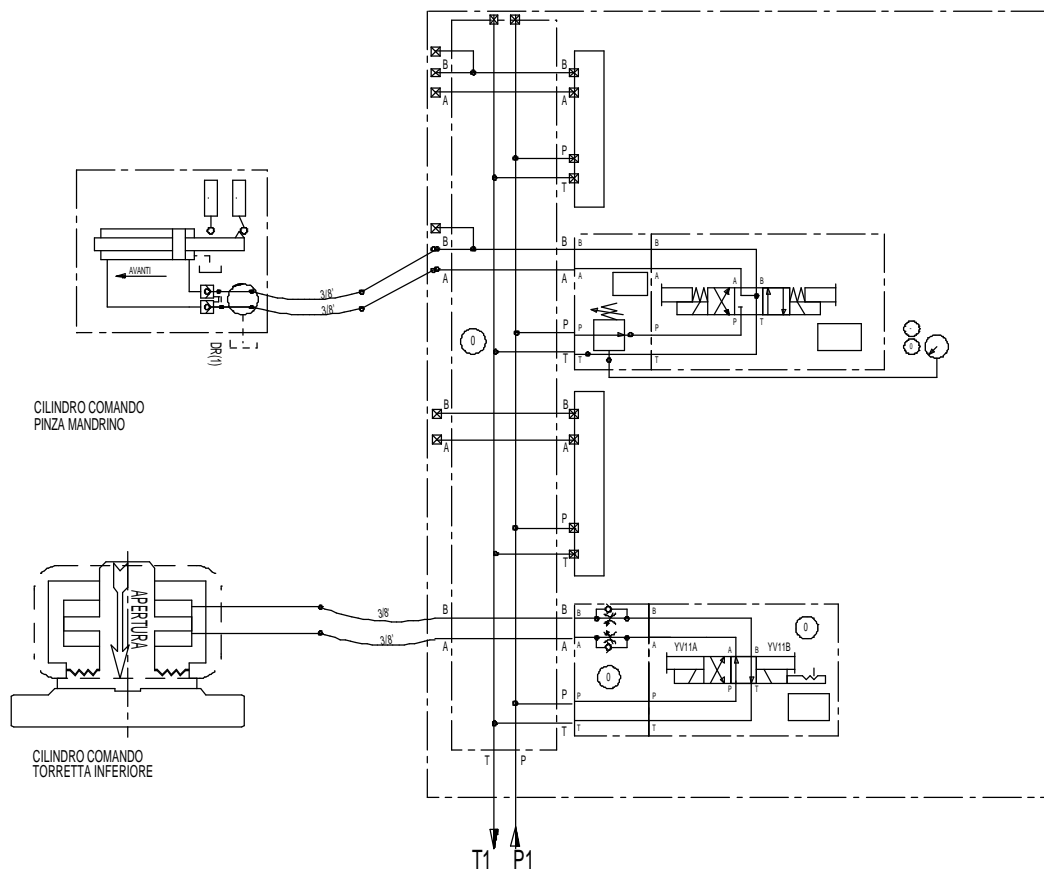
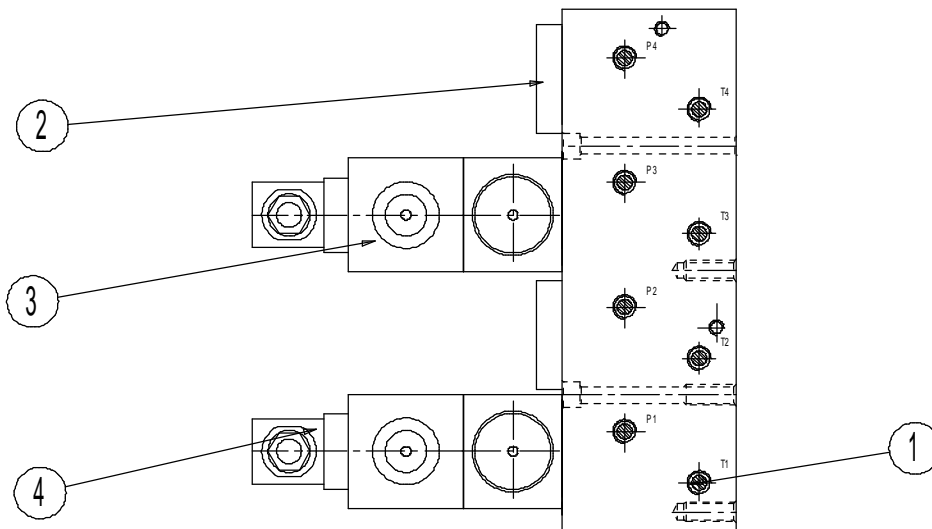
**Biglia***Description***L.H. HYDRAULIC BAR ASSEMBLY***N.dis.* **10.81.19.57**I.M. **2***Capitolo* **11***Data* **22/06/2000**

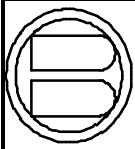
PO	CODE	I.M.	CONSTRUCTOR	DESCRIPTION CONSTRUCTOR CODE	QU.
1	10.31.10.24	0		INTERMEDIATE PLATE	1
2	10.81.19.06	1		PLATE ASSEMBLY	1
3	10.81.19.01	0		SPINDLE DRIVE ASSEMBLY	1
4	10.81.19.34	0		BRAKE DRIVE ASSEMBLY	1
5	10.81.19.03	2		TOOL-SETTER DRIVE ASSEMBLY	1
6	10.81.19.05	2		OCCCLUSION PLATE ASSEMBLY	1



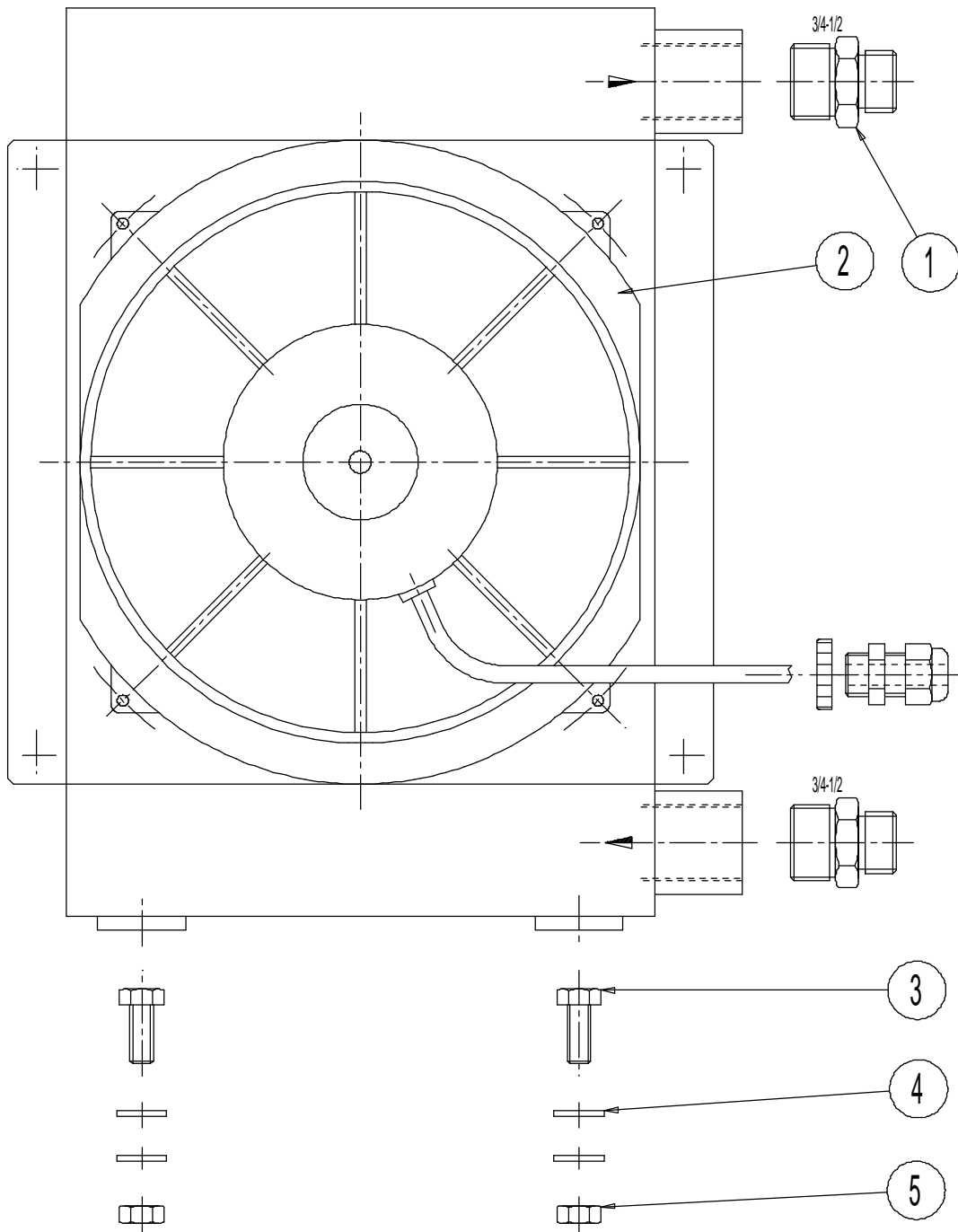
**Biglia***Description*
HYDRAULIC BAR ASSEMBLY*N.dis.* **10.81.19.59**I.M. **0***Capitolo* **11***Data* **22/06/2000**

PO	CODE	I.M.	CONSTRUCTOR	DESCRIPTION CONSTRUCTOR CODE	QU.
1	10.81.19.06	1		PLATE ASSEMBLY	1
2	10.81.19.05	2		OCCLUSION PLATE ASSEMBLY	1
3	10.81.19.11	1		DISCHARGER DRIVE ASSEMBLY	1
4	10.81.19.01	0		SPINDLE DRIVE ASSEMBLY	1
5	10.81.19.10	1		"X" AXIS DRIVE ASSEMBLY	1

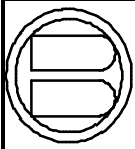


**Biglia***Description***HYDRAULIC BAR ASSEMBLY***N.dis.* **10.81.19.60**I.M. **0***Capitolo* **11***Data* **22/06/2000**

PO	CODE	I.M.	CONSTRUCTOR	DESCRIPTION CONSTRUCTOR CODE	QU.
1	10.81.19.06	1		PLATE ASSEMBLY	1
2	10.81.19.05	2		OCCLUSION PLATE ASSEMBLY	2
3	10.81.19.01	0		SPINDLE DRIVE ASSEMBLY	1
4	10.81.19.03	2		TOOL-SETTER DRIVE ASSEMBLY	1



PRESSACAVO PG9 IN PLASTICA = E044-00020
 DADO PG9 IN PLASTICA = E044-00022

**Biglia***Description***HEAT EXACHANGER ASSEMBLY***N.dis.* **10.81.19.18***I.M.* **1***Capitolo* **11***Data* **07/06/2000**

PO	CODE	I.M.	CONSTRUCTOR	DESCRIPTION CONSTRUCTOR CODE	QU.
1	T190-00371	0	MILANOFLEX	3/4"-1/2" FITTING 016	2
2	T208-00001	0	SESINO	HEAT EXCHANGER AP260-E	1
3	T252-00210	0		SCREW UNI 5739 M 8x20	4
4	T201-00019	0		WASHER UNI 6592 8.4x17	8
5	T075-00030	0		NUT UNI 5588 M 8	4



Biglia

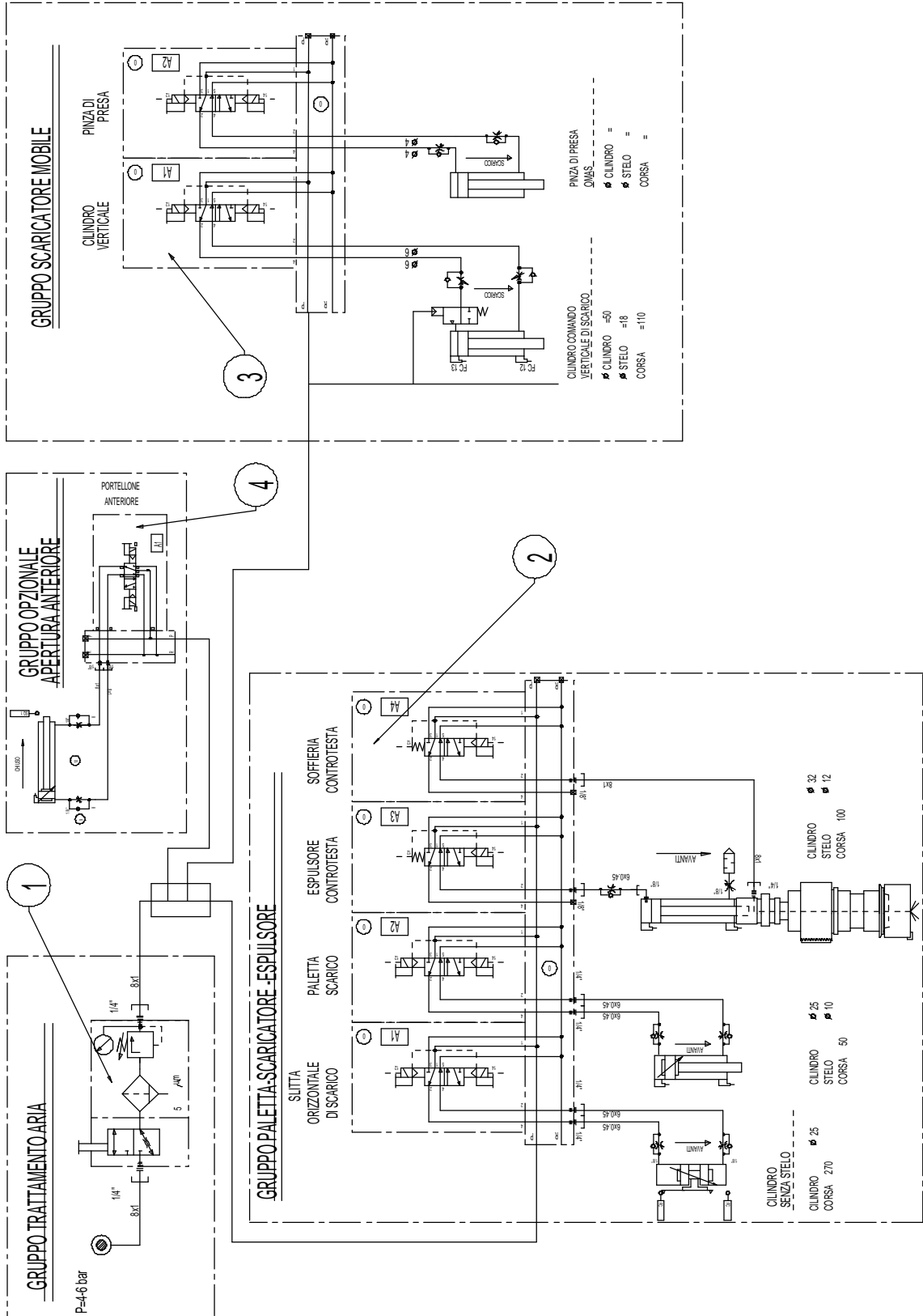
Description
PNEUMATIC SYSTEM

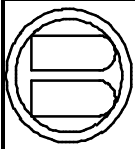
N.dis. **10.82.13.00**

I.M. **0**

Capitolo **12**

Data **21/12/1999**





Biglia

Description
PNEUMATIC SYSTEM

N.dis. **10.82.13.00**

I.M. **0**

Capitolo **12**

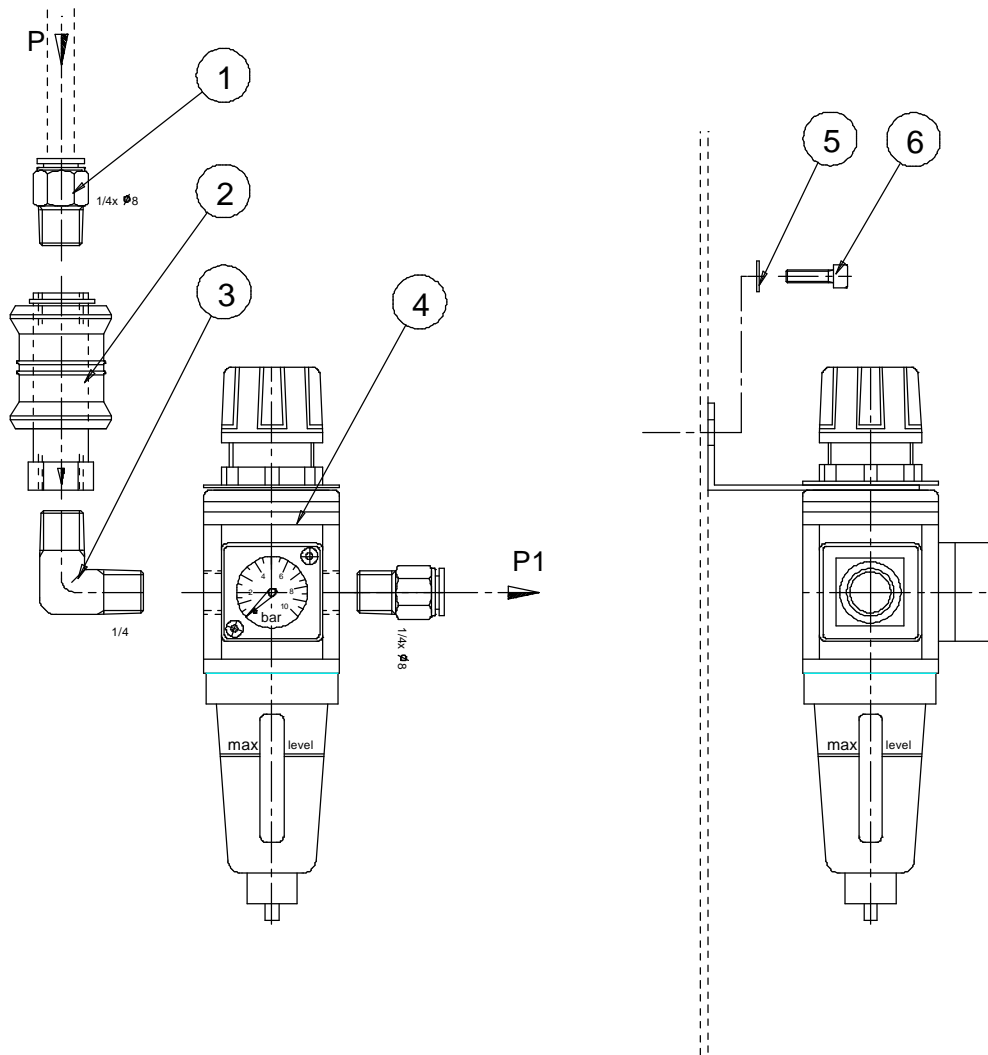
Data **21/12/1999**

PO	CODE	I.M.	CONSTRUCTOR	DESCRIPTION CONSTRUCTOR CODE	QU.
1	10.82.02.04	0		FILTER AIR PLANT ASSEMBLY	1
2	10.82.11.10	1	SICOMAT	POSITION 4 PNEUMATIC PLATE ASSEMBLY AZ10821110A	1
3	10.82.11.05	0		PNEUMATIC ELETROVALV APPLICATION ASSEMBLY	1
4	10.82.11.06	0		PNEUMATIC PLATE ASSEMBLY	1

CARATTERISTICHE UNITA' PREPARAZIONE ARIA

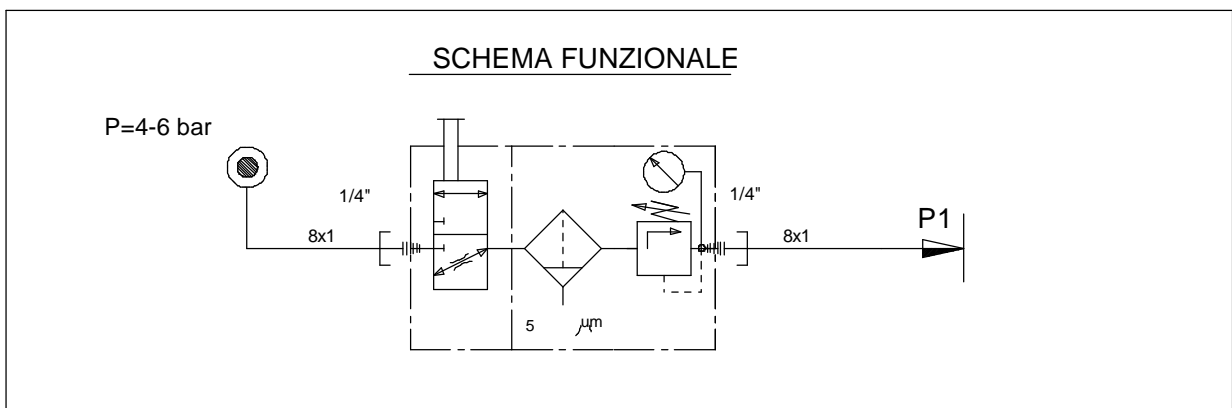
ATTACCO: 1/4"

FILTRO: 5 μm



scala 1:2

SCHEMA FUNZIONALE





Description
FILTER AIR PLANT ASSEMBLY

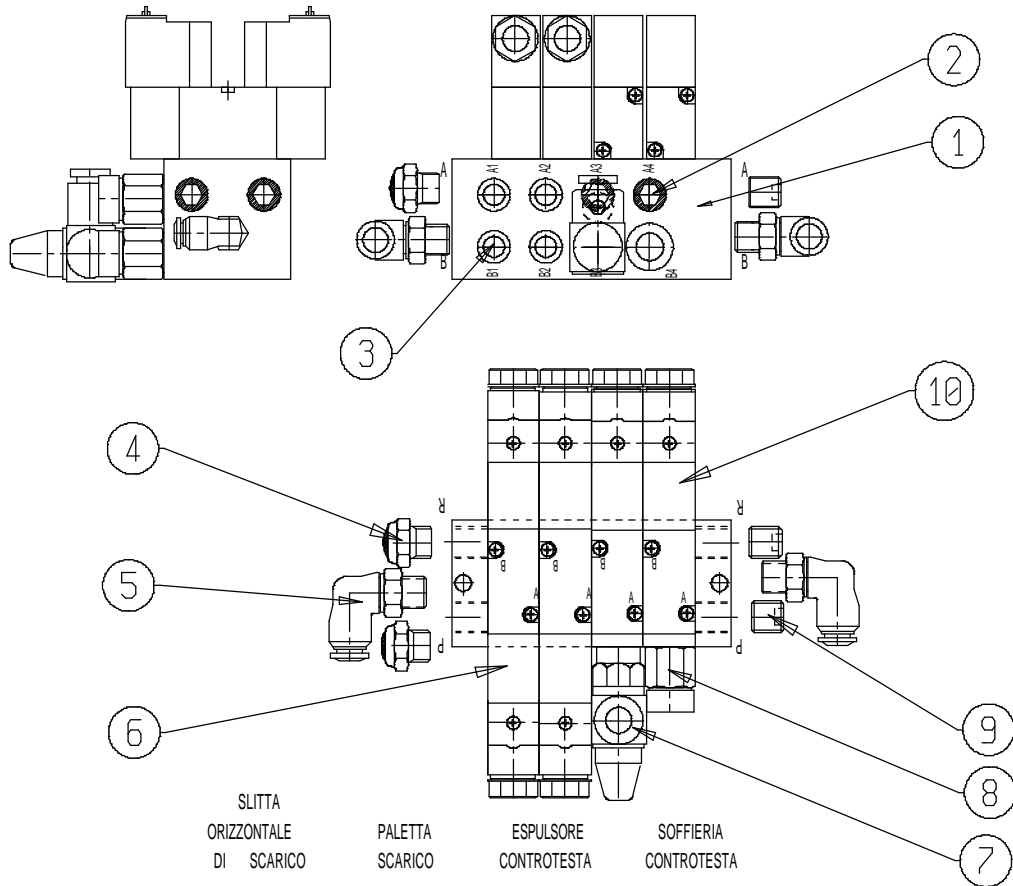
N.dis. **10.82.02.04**

I.M. **0**

Capitolo **12**

Data **21/03/1997**

PO	CODE	I.M.	CONSTRUCTOR	DESCRIPTION CONSTRUCTOR CODE	QU.
1	T190-00174	0		1/4" PIPE 8 FITTING	1
2	T249-00015	0		CUT-OFF SLIDE VALVE 1/4"	1
3	T190-00526	0		90^ 1/4" FITTING CHROME	1
4	T256-00002	0	CKD	1/4" PNEUMATIC UNIT W1000-8G	1
5	T201-00021	0		WASHER UNI 6592 4.3x9	2
6	T252-00329	0		SCREW UNI 5931 M 4x12	2

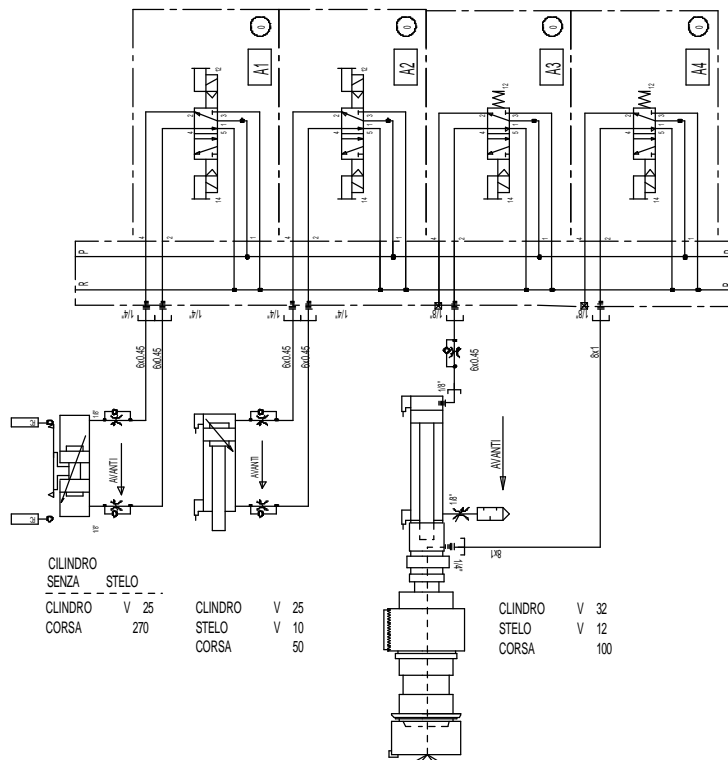


SLITTA
 ORIZZONTALE
 DI SCARICO

PALETTA
 SCARICO

ESPULSORE
 CONTROTESTA

SOFFIERA
 CONTROTESTA



CILINDRO
 SENZA STELO

CLINDRO	V 25
CORSA	270

CLINDRO	V 25
STELO	V 10
CORSA	50

CLINDRO	V 32
STELO	V 12
CORSA	100



Description
**POSITION 4 PNEUMATIC PLATE
ASSEMBLY**

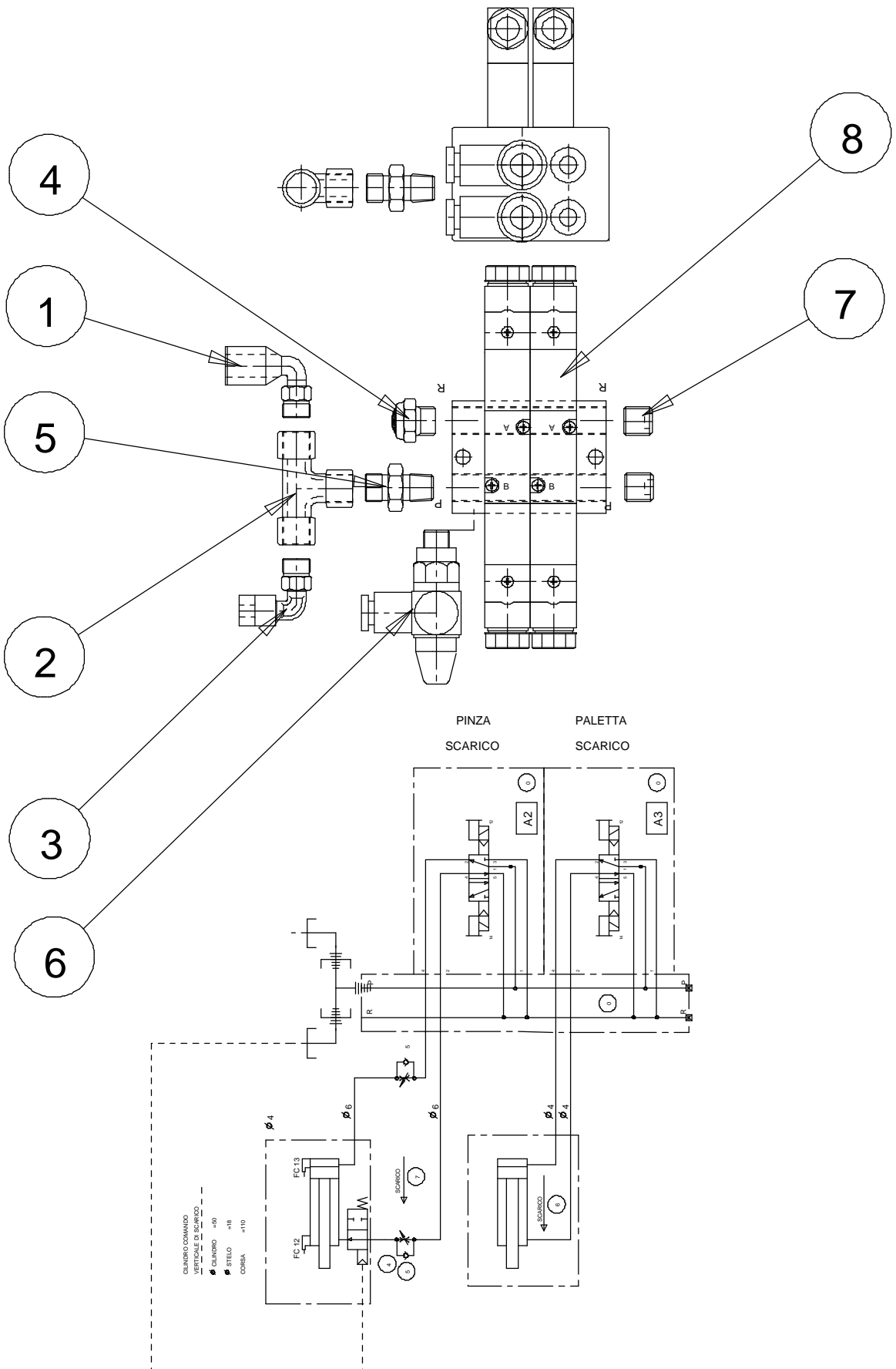
N.dis. **10.82.11.10**

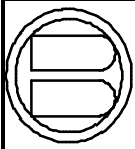
I.M. **1**

Capitolo **12**

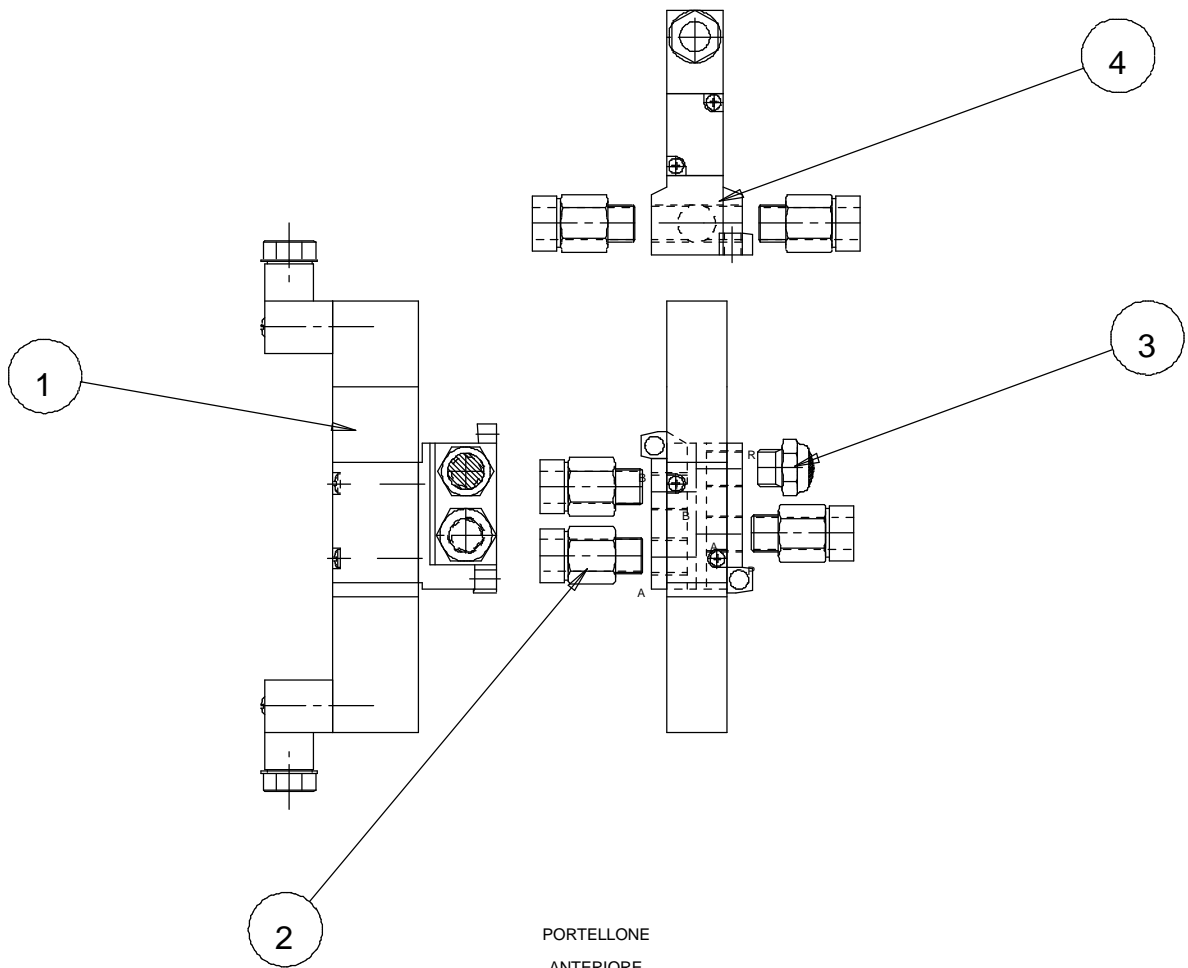
Data **23/04/2002**

PO	CODE	I.M.	CONSTRUCTOR	DESCRIPTION CONSTRUCTOR CODE	QU.
1	T166-00009	0	CKD	PNEUMATIC PLATE	1
2	T236-00016	0		CONICAL PLUG DIN 906 1/8" GAS	2
3	T190-00528	0		1/8" PIPE 6 FITTING	4
4	T220-00011	0		1/4" EXHAUST SILENCER	2
5	T190-00241	0		90° 1/4" PIPE 8 FITTING	2
6	T087-00138	1	CKD	BISTABLE 5/2 ELECTROVALVE 24 Vcc 4KB120 W85050055	2
7	T194-00072	0	TELEMECANIQUE	1/8" PNEUMATIC REGULATOR PWR-E 1468	1
8	T190-00527	0		1/8" PIPE 8 FITTING	1
9	T236-00015	0		CONICAL PLUG DIN 906 1/4" GAS	2
10	T087-00140	0	CKD	MONOSTABLE 5/2 ELECTROVALVE 24 Vcc 4KB110	2

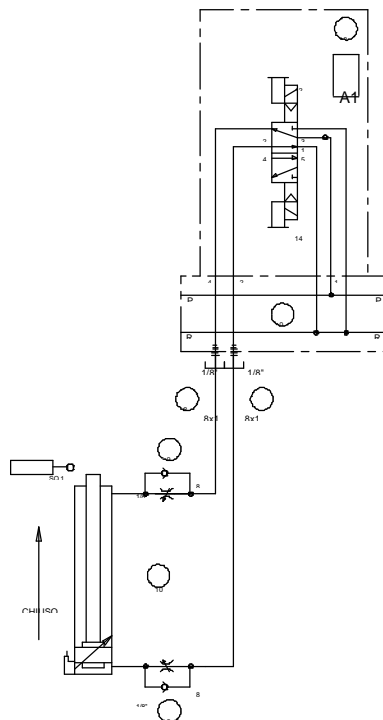


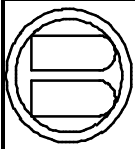
**Biglia***Description***PNEUMATIC ELETROVALV
APPLICATION ASSEMBLY***N.dis.* **10.82.11.05***I.M.* **0***Capitolo* **12***Data* **21/09/1998**

PO	CODE	I.M.	CONSTRUCTOR	DESCRIPTION CONSTRUCTOR CODE	QU.
1	T190-00529	0	LEGRIS	90° 1/8" PIPE 8 FITTING B1099810	1
2	T190-00150	0	RTI	"T" 1/8" FITTING CHROME 2003 1/8"	1
3	T190-00242	0		90° 1/8" PIPE 4 FITTING	1
4	T220-00004	1	SICOMAT	EXHAUST SILENCER 1/8" 7020-1/8	1
5	T190-00498	0	MILANOFLEX	1/8" FITTING 014	1
6	T194-00072	0	TELEMECANIQUE	1/8" PNEUMATIC REGULATOR PWR-E1468	2
7	T236-00016	0		CONICAL PLUG DIN 906 1/8" GAS	2
8	T087-00138	1	CKD	BISTABLE 5/2 ELECTROVALVE 24 Vcc 4KB120 W85050055	2

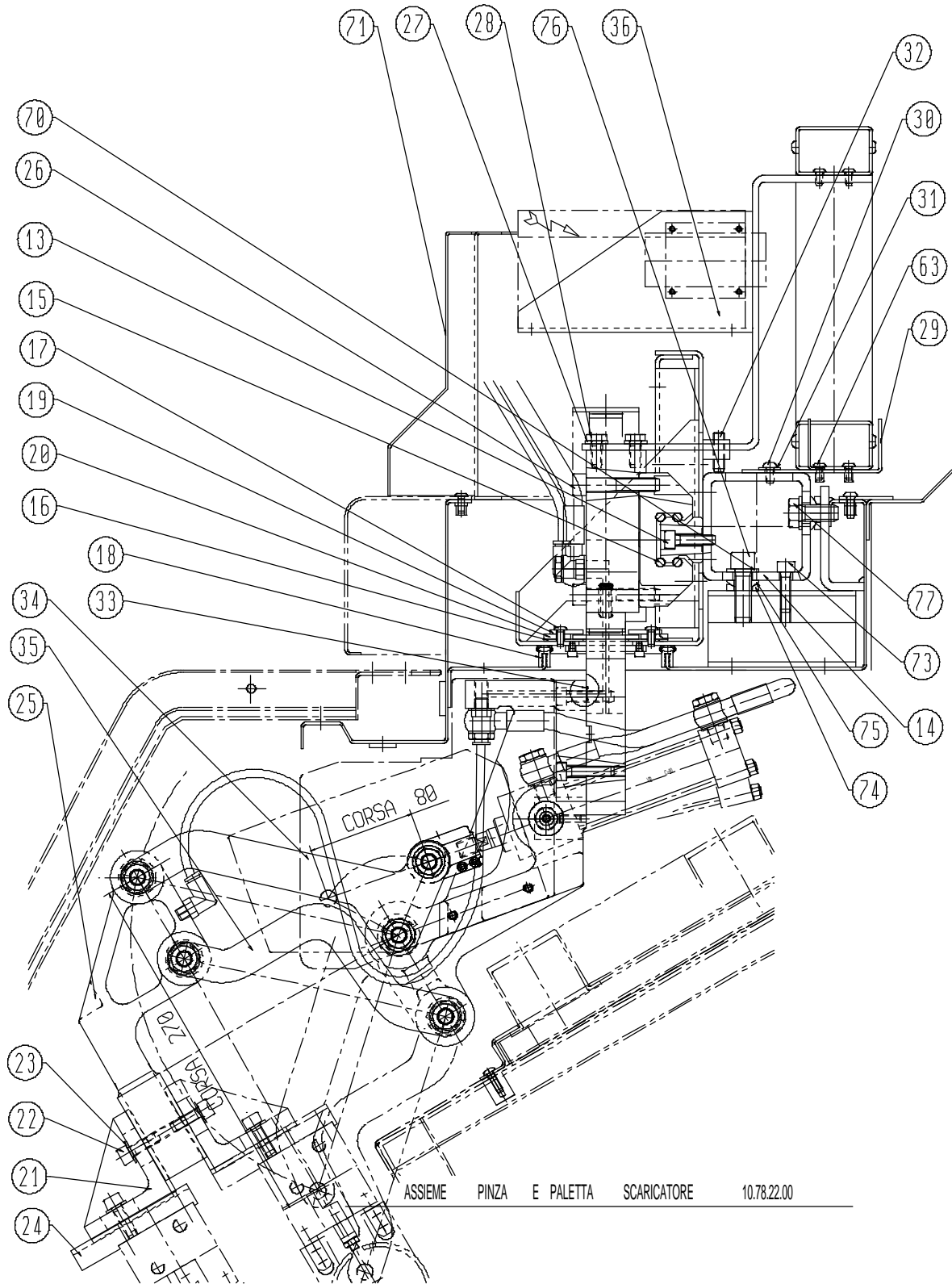


PORTellone
 ANTERIORE



**Biglia***Description***PNEUMATIC PLATE ASSEMBLY***N.dis.* **10.82.11.06***I.M.* **0***Capitolo* **12***Data* **09/05/1997**

PO	CODE	I.M.	CONSTRUCTOR	DESCRIPTION CONSTRUCTOR CODE	QU.
1	T087-00139	3	CKD	MONOSTABLE 5/2 ELECTROVALVE 24 Vcc 4KB139	3
2	T190-00527	0		1/8" PIPE 8 FITTING	3
3	T220-00004	1	SICOMAT	EXHAUST SILENCER 1/8" 7020-1/8	1
4	T166-00006	0	CKD	PLATE	1





Biglia

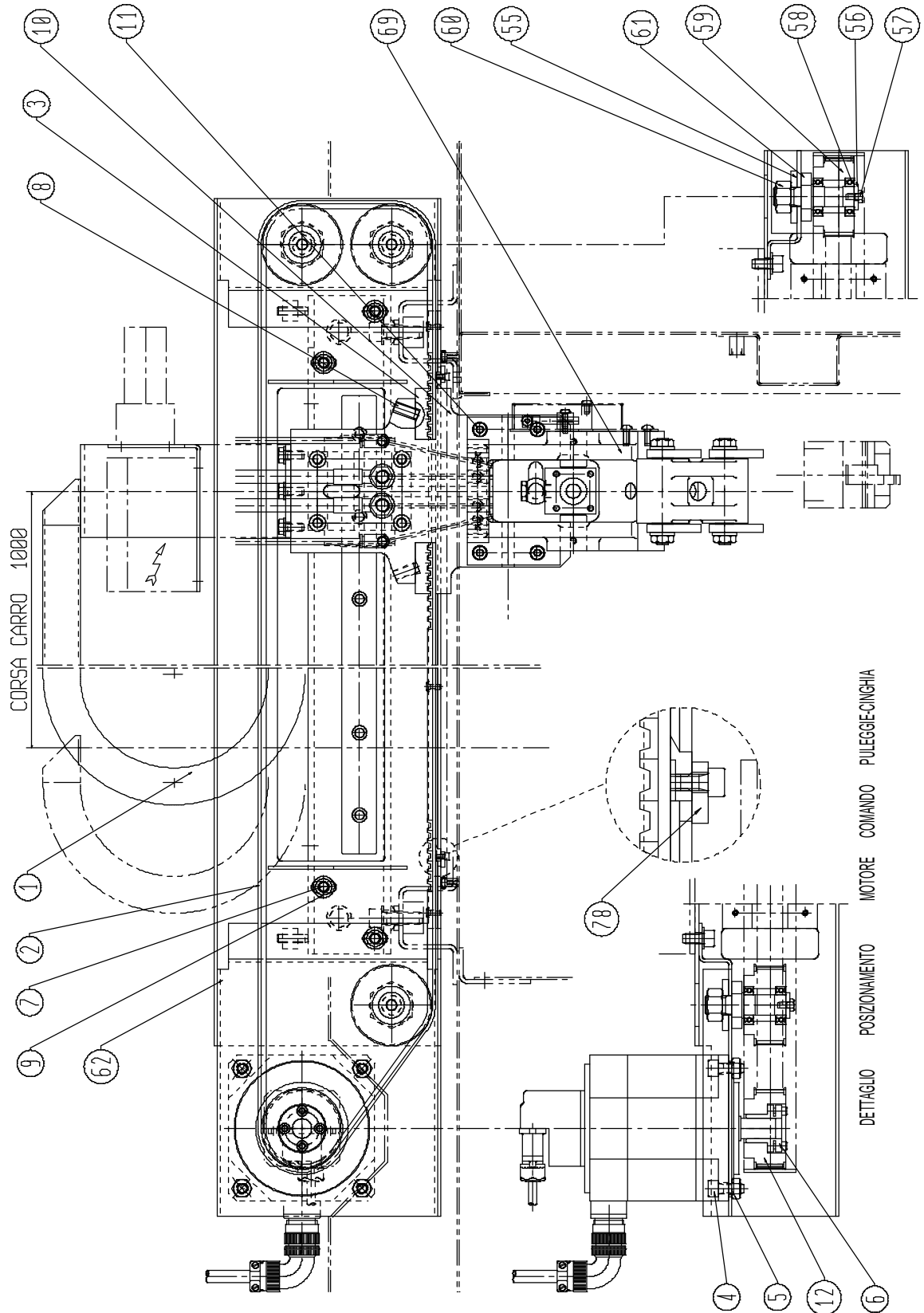
Description
DRIVE CARRIAGE ASSEMBLY

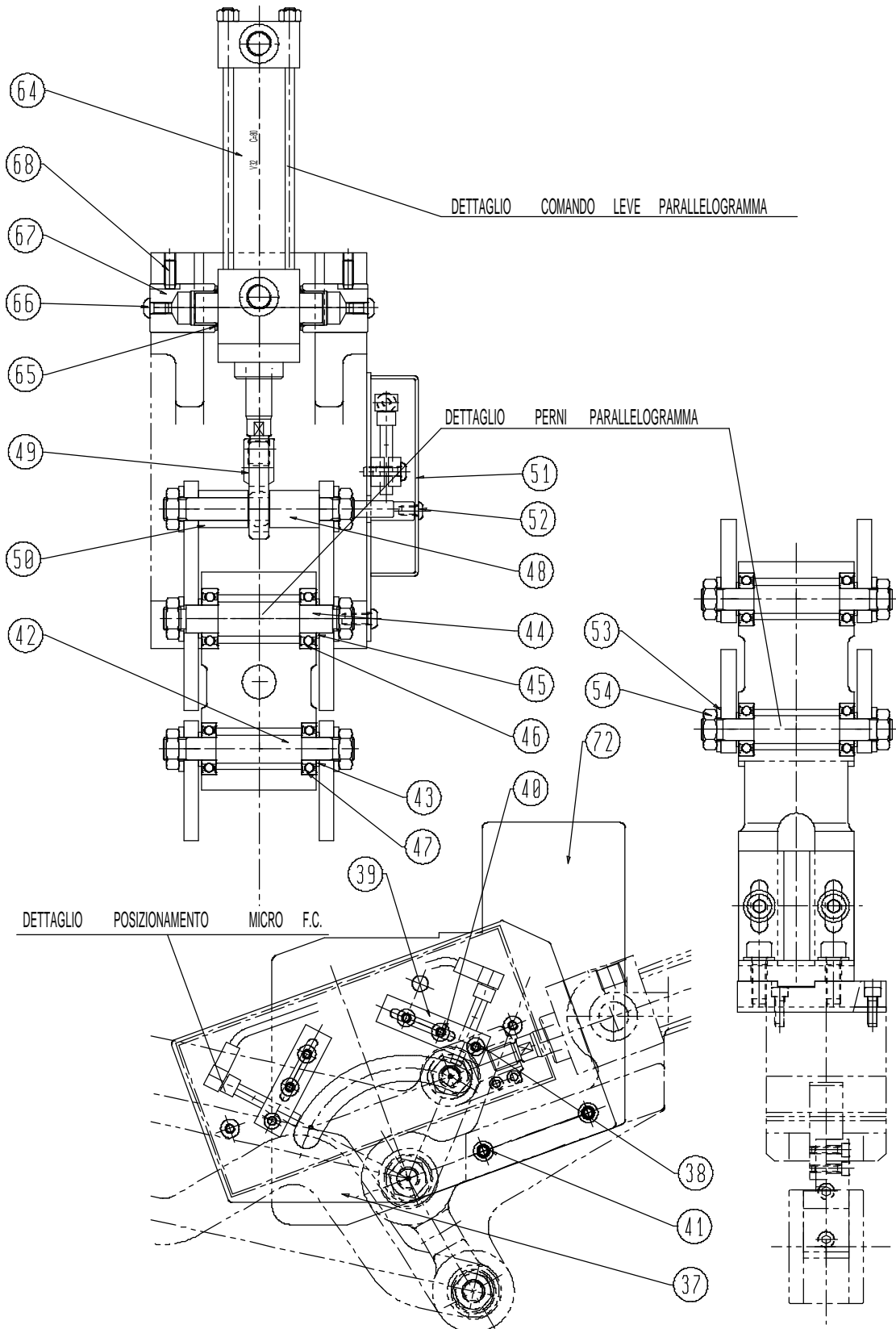
N.dis. **10.78.27.00**

I.M. **4**

Capitolo **14**

Data **28/06/2002**







Description
DRIVE CARRIAGE ASSEMBLY

N.dis. **10.78.27.00**

I.M. **4**

Capitolo **14**

Data **28/06/2002**

PO	CODE	I.M.	CONSTRUCTOR	DESCRIPTION CONSTRUCTOR CODE	QU.
1	T051-00037	1	KABELSCHLEPP	CABLE HOLDERS CHAIN CONDUFLEX 055 TIPO 1 L=870+RACC.	1
2	10.78.27.15	0		BELT	1
3	10.78.27.08	0		DOWEL	2
4	T252-00255	0		SCREW UNI 5931 M 10x25	4
5	T075-00003	0		NUT UNI 5588 M 10	4
6	T036-00048	0	ETP TRASMISSIONI	SPLICER ETP 19x28x21	1
7	T252-00253	0		SCREW UNI 5931 M 10x20	4
8	T252-00604	0		SCREW UNI 5923 M 10x25	2
9	T201-00018	0		WASHER UNI 6592 10.5 x21	4
10	10.78.27.07	0		SLIDE BODY	1
11	T252-00768	0		SCREW UNI 5931 M 8x65	4
12	10.78.27.10	1		PULLEY	1
13	T252-00432	1		SCREW UNI 5931 M 8x30	15
14	10.78.27.01	3		SUPPORT BEAM	1
15	10.78.27.02	0		SLIDE	1
16	10.78.27.04	0		BASE	1
17	T252-00137	0		SCREW UNI 7380 M 5x16	14
18	T116-00781	0	EMKA	GASKET 1011-05	1E+03
19	10.78.27.06	0		UPPER SLIDE	2
20	10.78.27.05	0		LATERAL SLIDE	2
21	10.78.21.03	0		COLLET SUPPORT BRACKET	1
22	T252-00405	0		SCREW UNI 5931 M 8x25	4
23	T201-00019	0		WASHER UNI 6592 8.4x17	4
24	10.78.19.18	0		PLATE	1
25	10.78.27.21	0		BODY	1
26	T252-00262	0		SCREW UNI 5931 M 10x55	4
27	T201-00019	0		WASHER UNI 6592 8.4x17	3
28	T252-00210	0		SCREW UNI 5739 M 8x20	3
29	10.78.27.16	2		RECEWAY	1
30	T252-00140	0		SCREW UNI 7380 M 6x16	2



Description
DRIVE CARRIAGE ASSEMBLY

N.dis. **10.78.27.00**

I.M. **4**

Capitolo **14**

Data **28/06/2002**

31	T201-00140	0		WASHER UNI 6593 6.6x18	2
32	T252-00663	0		SCREW UNI 5923 M 8x30	2
33	T116-00162	0		PACKING OR 2025	4
34	10.78.27.19	0		LEVER	2
35	10.78.27.20	0		ROD	2
36	10.78.27.09	2		BRACKET	1
37	10.78.27.22	1		MICRO SUPPORT PLATE	1
38	T252-00137	0		SCREW UNI 7380 M 5x16	2
39	10.78.23.10	0		BRACKET	2
40	T252-00138	0		SCREW UNI 7380 M 5x20	4
41	T252-00140	0		SCREW UNI 7380 M 6x16	2
42	10.78.21.05	0		PIN	1
43	T201-00170	0		WASHER PS 12x18x1.5	6
44	10.78.21.04	0		PIN	1
45	T201-00045	0		WASHER SS 15x22x1.5	2
46	T073-00130	0	SKF	RADIAL BEARING 6002-2RS1	2
47	T073-00129	0	SKF	RADIAL BEARING 6001-2RS1	6
48	10.78.23.06	0		PIN	1
49	T222-00003	0	VAGNONE BOERI	M12x1.25 JOINT 12-CE	1
50	10.78.23.07	0		SPACER	1
51	10.78.23.11	0		GUARD	1
52	T252-00338	0		SCREW UNI 7380 M 5x10-10.9	2
53	T201-00012	0		WASHER UNI 6592 13x24	10
54	T075-00005	0		NUT UNI 5589 M 12	10
55	10.78.27.13	0		WASHER	3
56	10.78.27.14	0		WASHER	3
57	T252-00712	0		SCREW UNI 5739 M 6x12	3
58	T073-00480	0	SKF	RADIAL BALL BEARING 61904-2RS1	6
59	10.78.27.11	1		PULLEY	3
60	T075-00132	0		NUT UNI 5588 M 18	3
61	10.78.27.12	0		ECCENTRIC PIN	3
62	10.78.27.03	1		SUPPORT	1



Description
DRIVE CARRIAGE ASSEMBLY

N.dis. **10.78.27.00**

I.M. **4**

Capitolo **14**

Data **28/06/2002**

63	T252-00338	0		SCREW UNI 7380 M 5x10-10.9	4
64	T057-00341	0	VAGNONE BOERI	CYLINDER ISO 6020-2 HM1-MT1-32-14-M-80-AP-E1	1
65	T030-00175	0	GLYCODUR	SELF-LUBRICATING BUSH GLY PGB161812F	2
66	T252-00359	0		SCREW UNI 7380 M 6x10-10.9	2
67	10.78.27.18	0		BUSHING	2
68	T252-00645	0		SCREW UNI 5923 M 6x16	2
69	10.78.27.17	0		LEVER SUPPORT	1
70	T201-00012	0		WASHER UNI 6592 13x24	4
71	10.78.27.23	0		GUARD	1
72	10.78.27.24	0		GUARD	1
73	T252-00432	1		SCREW UNI 5931 M 8x30	2
74	T201-00204	0	SPD	WASHER DIN 6319 M 12 S.375 D0012	4
75	T201-00205	0	SPD	WASHER DIN 6319 M 12 S.375 C0012	4
76	T252-00283	0		SCREW UNI 5931 M 12x40	2
77	T252-00446	0		SCREW UNI 5739 M 12x30	2
78	10.78.27.25	0		SCRAPERS PLATE	2



Biglia

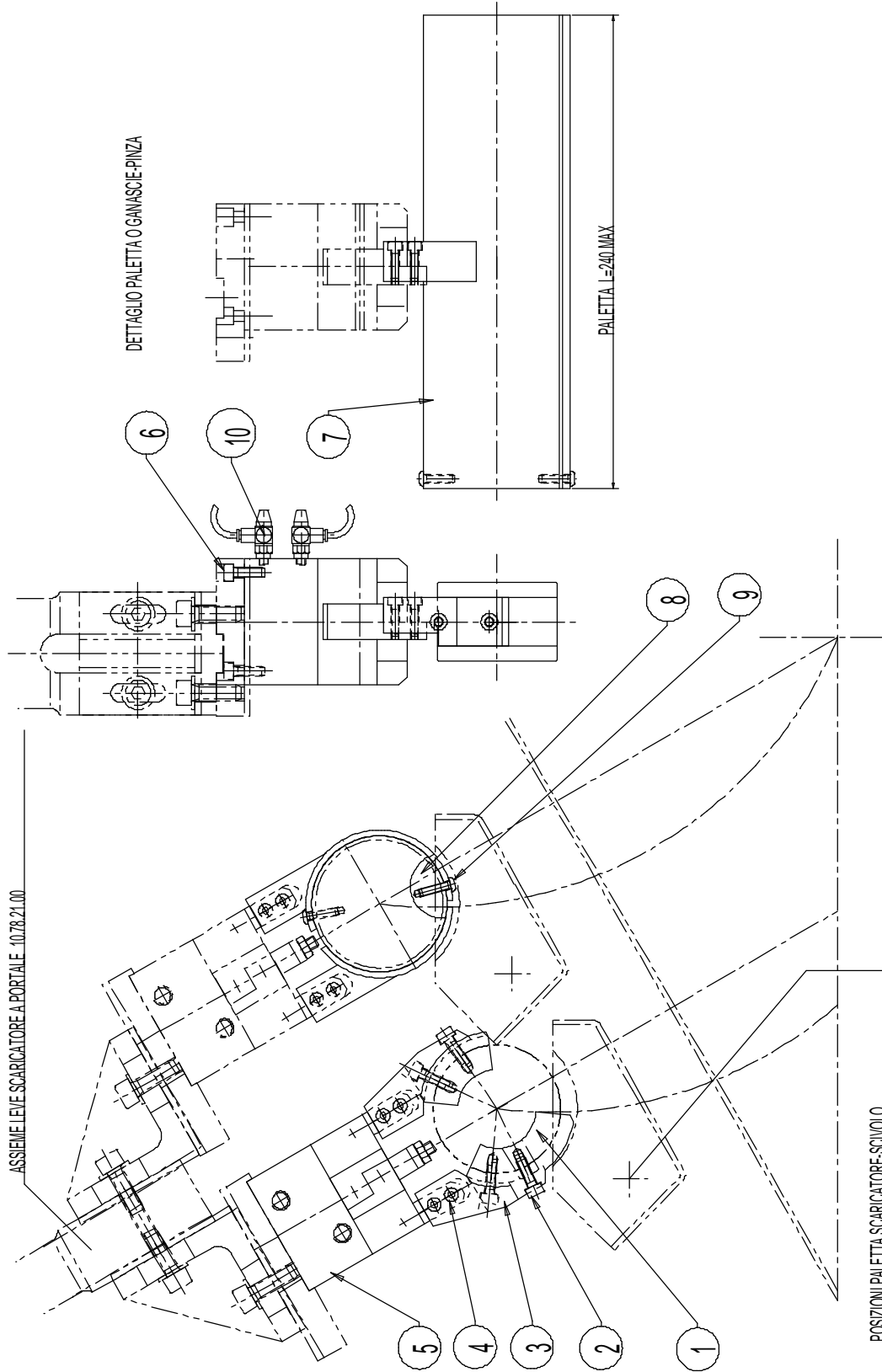
Description
COLLET AND ARRESTER ASSEMBLY

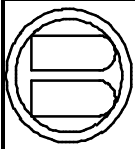
N.dis. **10.78.22.00**

I.M. 2

Capitolo **14**

Data **25/07/2000**



**Biglia***Description***COLLET AND ARRESTER ASSEMBLY***N.dis.* **10.78.22.00**I.M. **2***Capitolo* **14***Data* **25/07/2000**

PO	CODE	I.M.	CONSTRUCTOR	DESCRIPTION CONSTRUCTOR CODE	QU.
1	10.78.19.33	0		JAW	1
2	T252-00344	1		SCREW UNI 5931 M 5x16	4
3	10.78.19.32	0		ARM	2
4	T252-00332	0		SCREW UNI 5931 M 4x16	1
5	T170-00156	0	OMAS	COLLET OM 64	1
6	T252-00344	1		SCREW UNI 5931 M 5x16	4
7	10.78.19.31	1		PARTS-CATCHER PADDLE	1
8	10.78.22.01	0		STOPPER	1
9	T252-00324	0		SCREW UNI 7380 M 4x15-10.9	2
10	T194-00023	0	TELEMECANIQUE	1/8" PNEUMATIC REGULATOR PWR-A1488	2



Biglia

Description

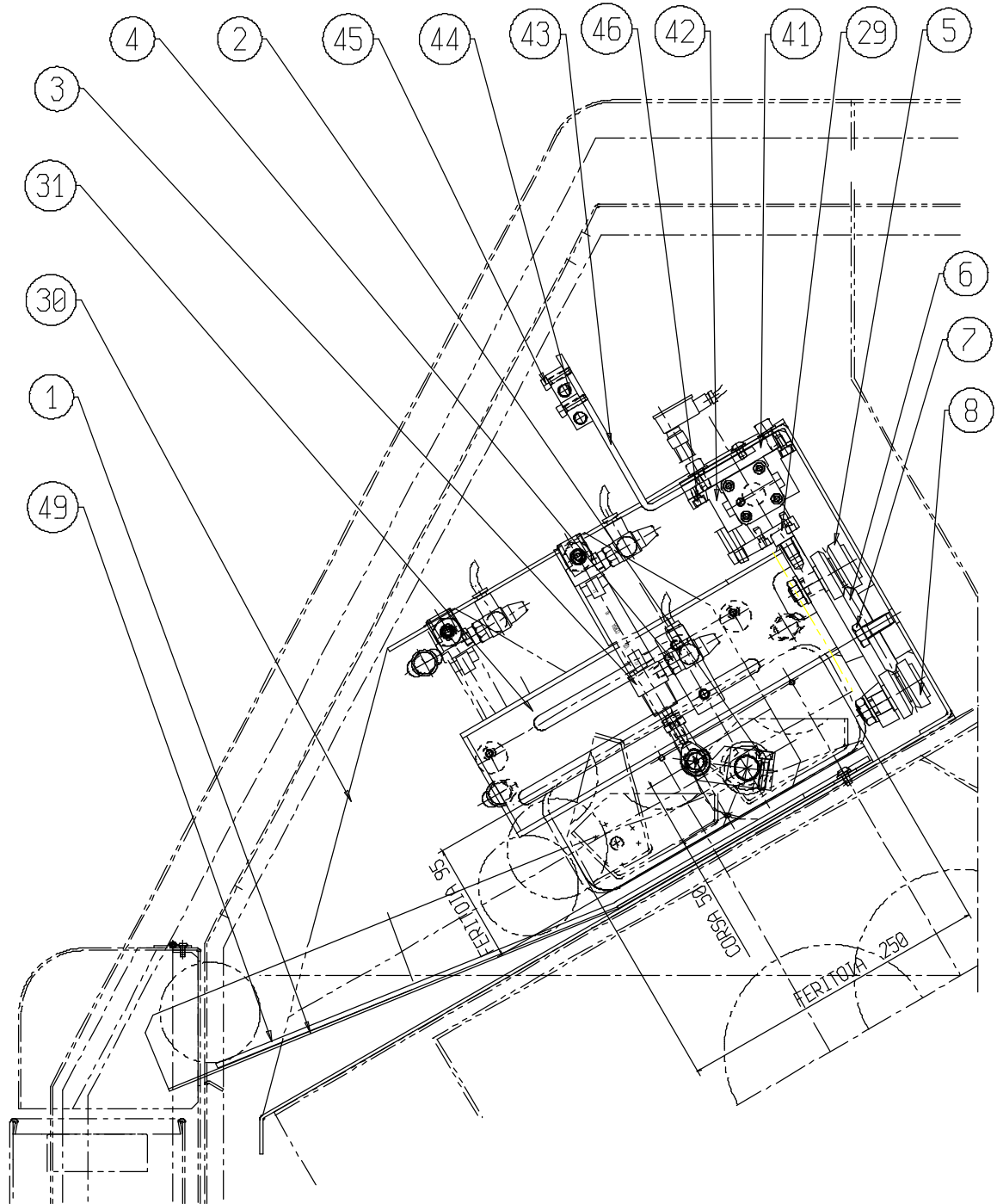
DISCHARGER ASSEMBLY: SLIDE

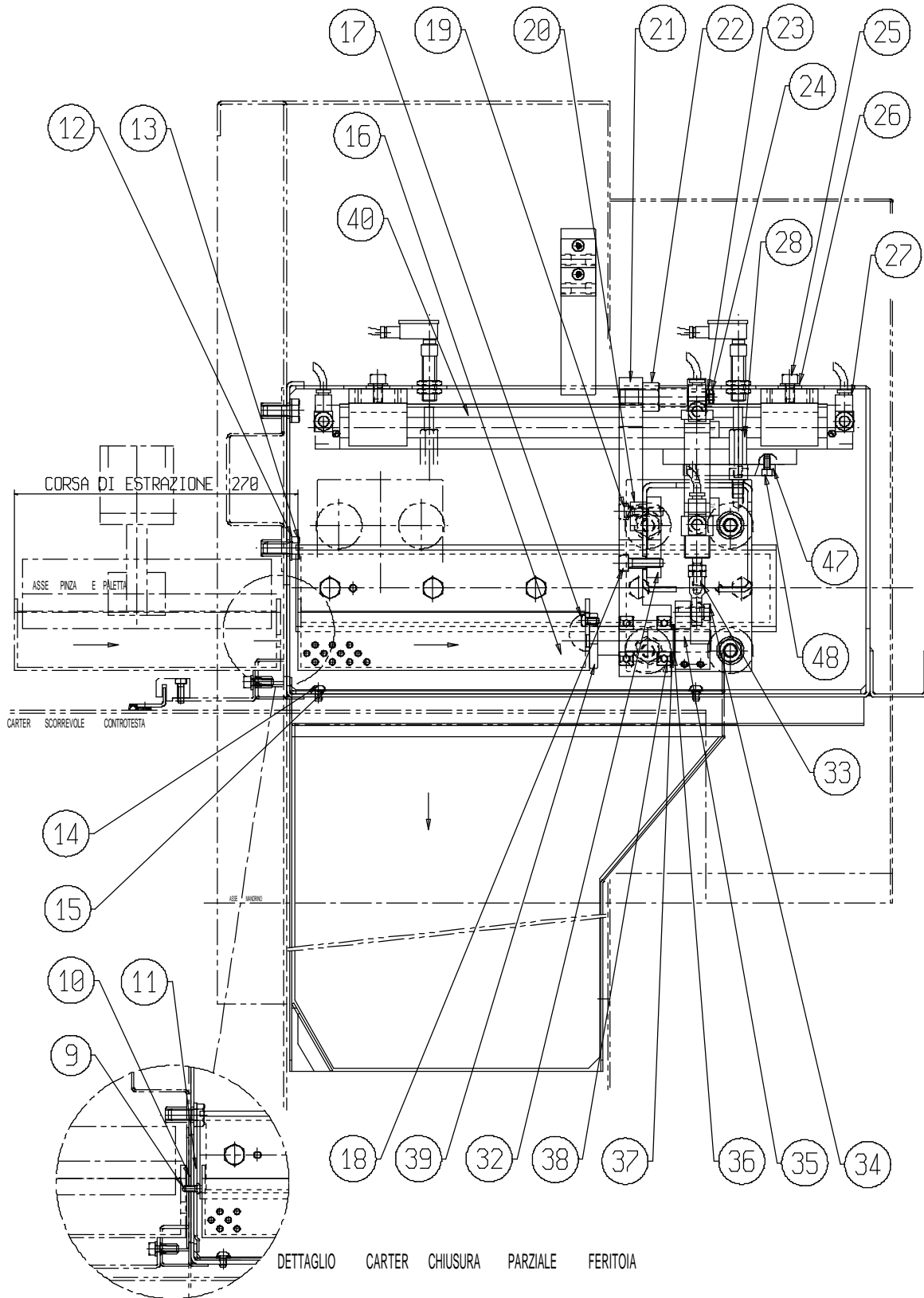
N.dis. **10.43.09.00**

I.M. **7**

Capitolo **14**

Data **15/12/2003**







Description
DISCHARGER ASSEMBLY: SLIDE

N.dis. **10.43.09.00**

I.M. **7**

Capitolo **14**

Data **15/12/2003**

PO	CODE	I.M.	CONSTRUCTOR	DESCRIPTION CONSTRUCTOR CODE	QU.
1	10.43.09.12	3		DISCHARGE SLIDING	1
2	T252-00146	0		SCREW UNI 5931 M 6x25	2
3	T057-00310	0	TELEMECANIQUE	ISO 6432 PNEUMATIC CYLINDER PAC-E2220-50	1
4	T194-00023	0	TELEMECANIQUE	1/8" PNEUMATIC REGULATOR PWR-A1488	2
5	T205-00028	0	NADELLA	ROLLER FR40	2
6	T117-00045	0	NADELLA	LINEAR SLIDE FS47MT-420	1
7	T252-00152	0		SCREW UNI 5739 M 10x25	5
8	T205-00029	0	NADELLA	ROLLER FRR40	2
9	T252-00810	0		SCREW UNI 7380 M 5x12	2
10	10.78.31.03	1		GUARD	1
11	10.78.31.04	1		GUARD	1
12	T201-00018	0		WASHER UNI 6592 10.5 x21	4
13	T252-00152	0		SCREW UNI 5739 M 10x25	4
14	T252-00359	0		SCREW UNI 7380 M 6x10-10.9	2
15	T201-00017	0		WASHER UNI 6592 6.4x12.5	2
16	10.43.09.11	3		PADDLE	1
17	T252-00139	0		SCREW UNI 7380 M 6x15	3
18	T252-00432	1		SCREW UNI 5931 M 8x30	1
19	T252-00373	0		SCREW UNI 5931 M 6x16	2
20	10.43.09.19	0		CAM	2
21	10.43.09.04	1		SUPPORT PLATE	1
22	10.43.09.07	1		PIN	1
23	T201-00017	0		WASHER UNI 6592 6.4x12.5	1
24	T075-00029	0		NUT UNI 5588 M 6	1
25	T252-00401	0		SCREW UNI 5931 M 8x16	8
26	T201-00019	0		WASHER UNI 6592 8.4x17	8
27	T194-00023	0	TELEMECANIQUE	1/8" PNEUMATIC REGULATOR PWR-A1488	2
28	10.43.09.18	0		PIN	1
29	T252-00252	0		SCREW UNI 5931 M 10x16	1
30	10.43.09.01	6		BRACKET	1



Description
DISCHARGER ASSEMBLY: SLIDE

N.dis. **10.43.09.00**

I.M. **7**

Capitolo **14**

Data **15/12/2003**

31	10.43.09.03	1		TROLLEY	1
32	10.43.09.06	1		BRACKET	1
33	T222-00002	0	TELEMECANIQUE	M8x1.25 JOINT PAD-ZR120	1
34	T252-00211	0		SCREW UNI 5739 M 8x25	1
35	10.43.09.10	1		LEVER	1
36	T007-00145	0		SEEGER RING UNI 7435 20 E	1
37	T201-00041	0		WASHER SS 20x28x1	2
38	T073-00133	0	SKF	RADIAL BEARING 6004-2RS1	2
39	10.43.09.09	1		SHAFT	1
40	T057-00332	0	HOERBIGER ORIGA	CYLINDER WITHOUT SHAFT 25 OSP-P-25-270	1
41	10.43.09.21	1		SPACER	1
42	T166-00020	0	HOERBIGER ORIGA	FIXING PLATE E1-20009	4
43	10.43.09.22	0		SUPPORT BRACKET	1
44	T027-00016	0	BOTTI	M 10x1 DERIVATION BLOCK GFD60	2
45	T252-00427	0		SCREW UNI 5931 M 5x20	2
46	T252-00342	0		SCREW UNI 5931 M 5x12	8
47	10.43.09.17	1		FORK	1
48	T252-00342	0		SCREW UNI 5931 M 5x12	4
49	10.43.09.23	0		PROTECTION	1



Biglia

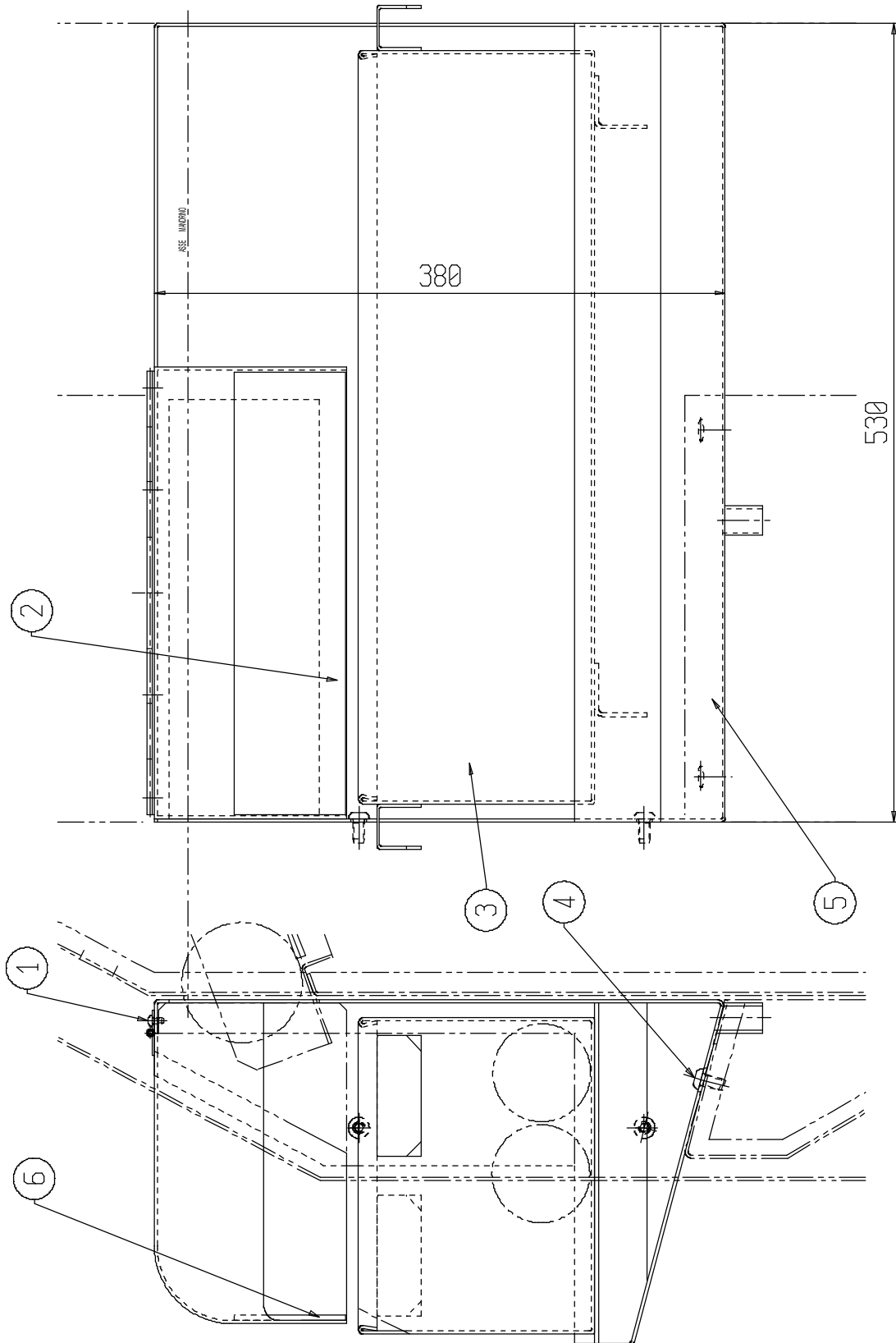
Description
BOX ASSEMBLY

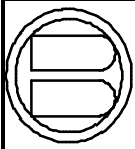
N.dis. **10.43.10.00**

I.M. **3**

Capitolo **14**

Data **15/12/2003**



**Biglia***Description*
BOX ASSEMBLY*N.dis.* **10.43.10.00**I.M. **3***Capitolo* **14***Data* **15/12/2003**

PO	CODE	I.M.	CONSTRUCTOR	DESCRIPTION CONSTRUCTOR CODE	QU.
1	T252-00136	0		SCREW UNI 7380 M 4x8	5
2	10.43.10.02	2		GUARD	1
3	10.77.20.03	2		TANK	1
4	T252-00394	0		SCREW UNI 7380 M 8x15-10.9	4
5	10.43.10.01	4		BOX SUPPORT	1
6	10.43.10.03	0		PROTECTION	1



Biglia

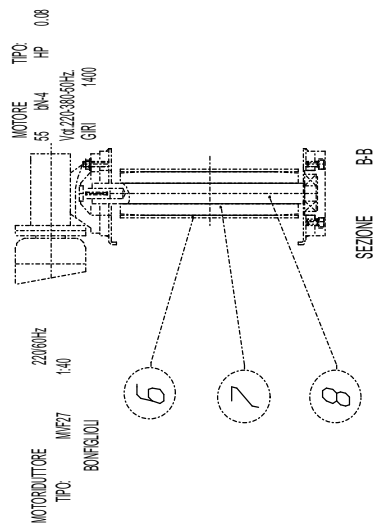
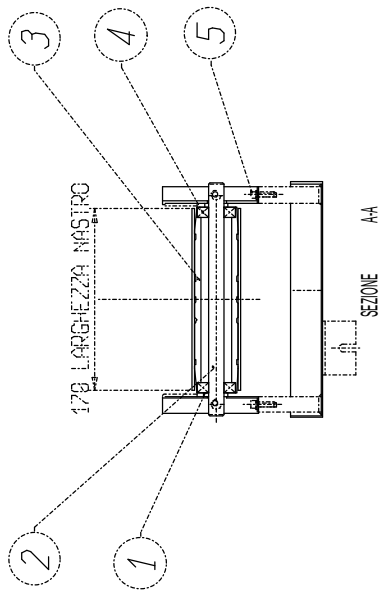
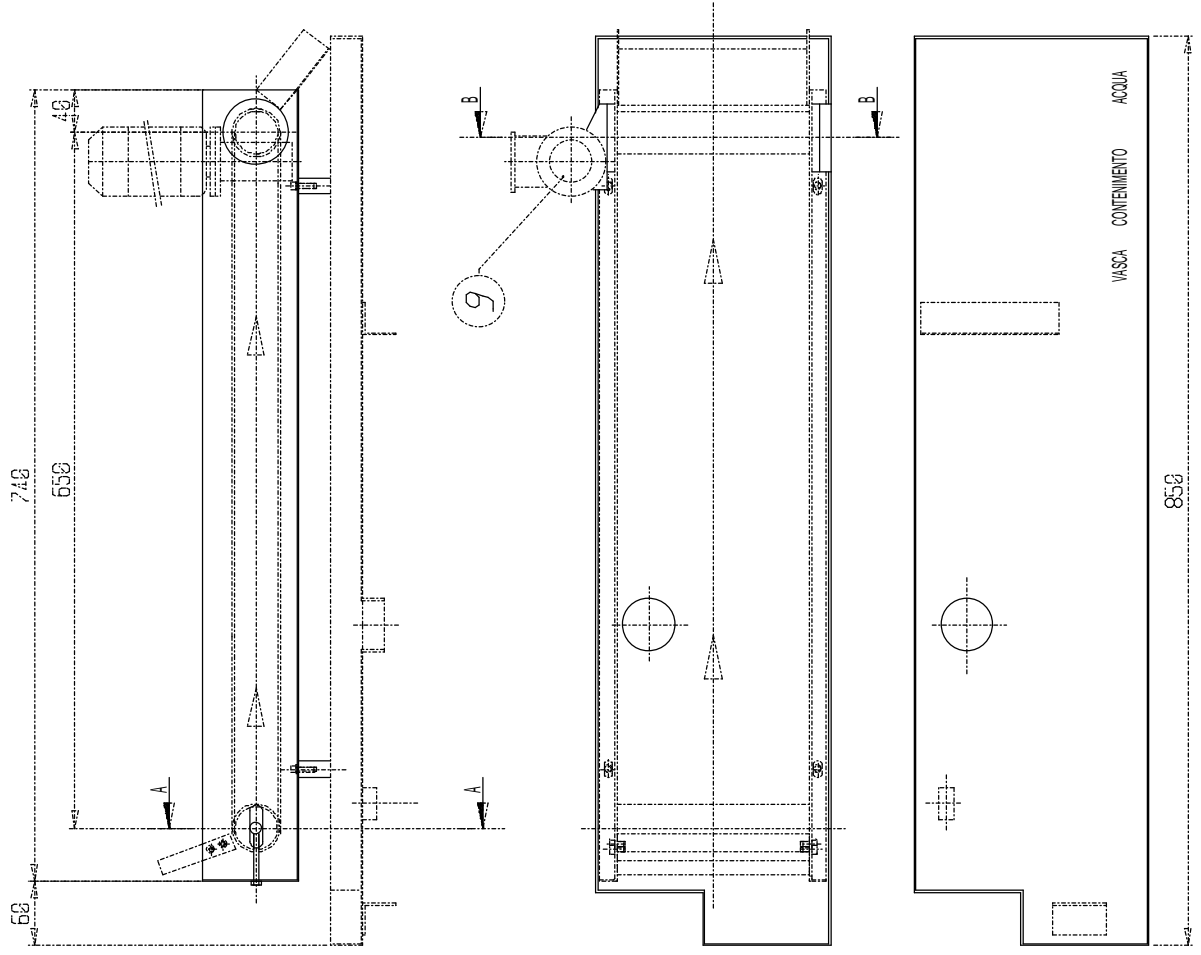
Description CONVEYOR BELT ASSEMBLY

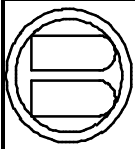
N.dis. **10.59.27.00**

I.M. **5**

Capitolo **14**

Data **19/04/2001**



**Biglia**

Description
CONVEYOR BELT ASSEMBLY

N.dis. **10.59.27.00**

I.M. **5**

Capitolo **14**

Data **19/04/2001**

PO CODE	I.M. CONSTRUCTOR	DESCRIPTION	CONSTRUCTOR CODE	QU.	
1	T201-00038	0		WASHER 15	2
2	10.59.21.07	0		SHAFT	1
3	10.59.21.06	0		ROLLER	1
4	T073-00161	0	SKF	RADIAL BEARING 6202-2RS1	3
5	T252-00373	0		SCREW UNI 5931 M 6x16	4
6	T154-00030	0	BRC	HABASIT TAPE NAB-8EXDV 170 L=1426	1
7	10.59.21.09	0		ROLLER	1
8	10.59.21.08	0		SHAFT	1
9	T152-00024	0	BONFIGLIOLI	REDUCER MOTOR 1:40 380 V 50 Hz 0.06 Kw 1400 MVF 27/F I 40	1



Biglia

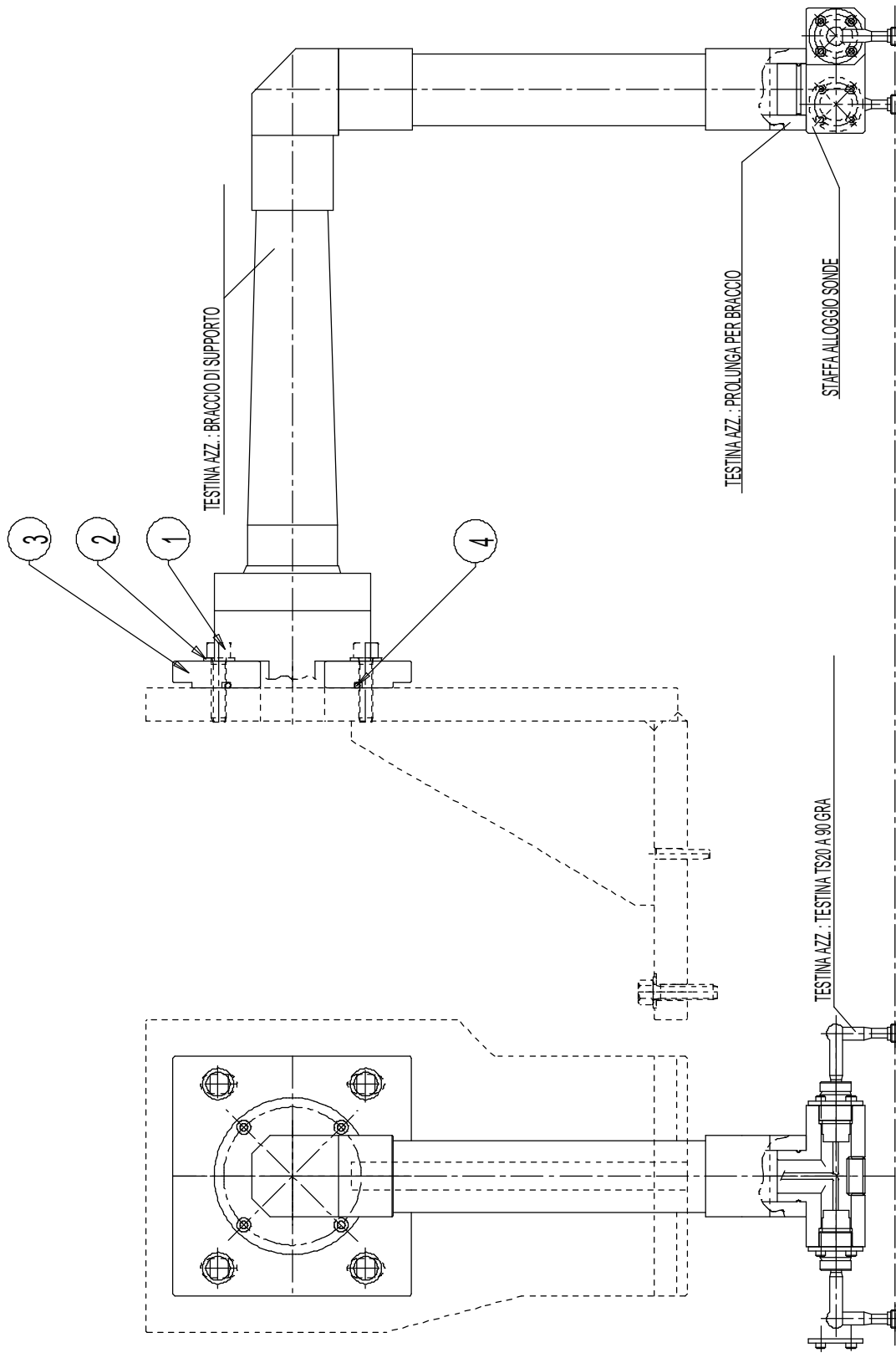
Description
**"RENISCHAW" TOOL-SETTER UNIT
ASSEMBLY**

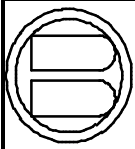
N.dis. **10.60.72.00**

I.M. **1**

Capitolo **14**

Data **14/02/2000**





Biglia

Description

**"RENISCHAW" TOOL-SETTER UNIT
ASSEMBLY**

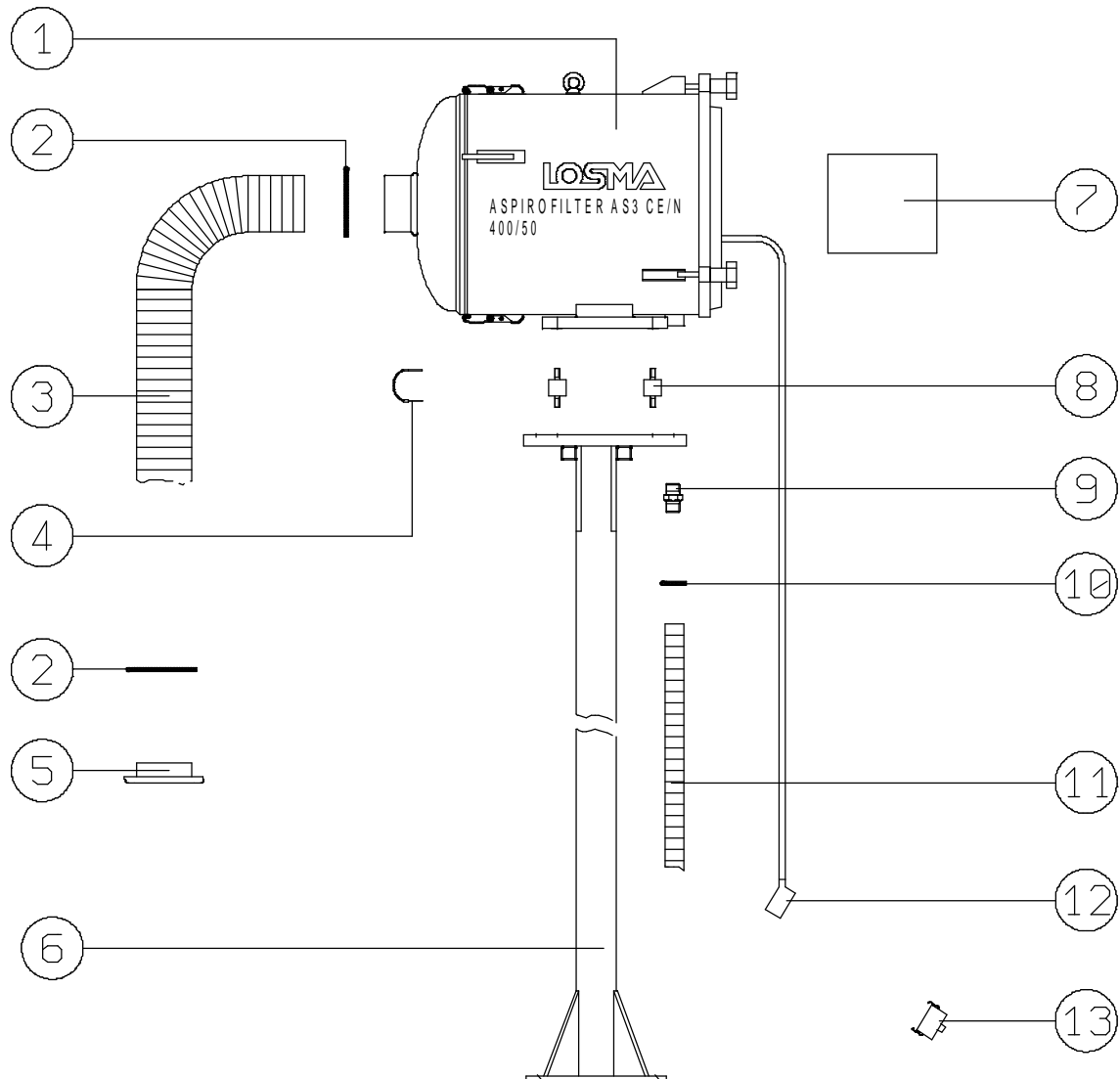
N.dis. **10.60.72.00**

I.M. **1**

Capitolo **14**

Data **14/02/2000**

PO	CODE	I.M.	CONSTRUCTOR	DESCRIPTION CONSTRUCTOR CODE	QU.
1	T252-00407	0		SCREW UNI 5931 M 8x35	4
2	T201-00019	0		WASHER UNI 6592 8.4x17	4
3	10.60.72.01	0		PLATE	1
4	T116-00215	0		PACKING OR 161	1



13	Custodia connettore mobile multipolare a 6 poli	1		C001.043.000646
12	Connettore mobile multipolare a 6 poli	1		C001.044.000609
11	Tubo flessibile PVC x35	1		C003.034.00020
10	Fascetta stringitubo x35	1		C002.039.0002319
9	Nipplo ISO/49 zincato da 3/4"	1		C002.049.0002318
8	Antivibrante MBR 500/50	4		C003.030.0003001
7	Cuffia direzionale aria Aspirofilter	1		E001.135.00005
6	Piantana base h=2000	1		E001.336.0000510
5	Piastra raccordo tubo x100	1		E001.122.0000205
4	Tirante in fune x2	1		C002.034.00
3	Tubo flessibile PVC x100	1		C003.034.00002
2	Fascetta stringitubo x100	2		C002.039.0002302
1	Gruppo Aspirofilter AS3	1		B006.015.00001115



Biglia

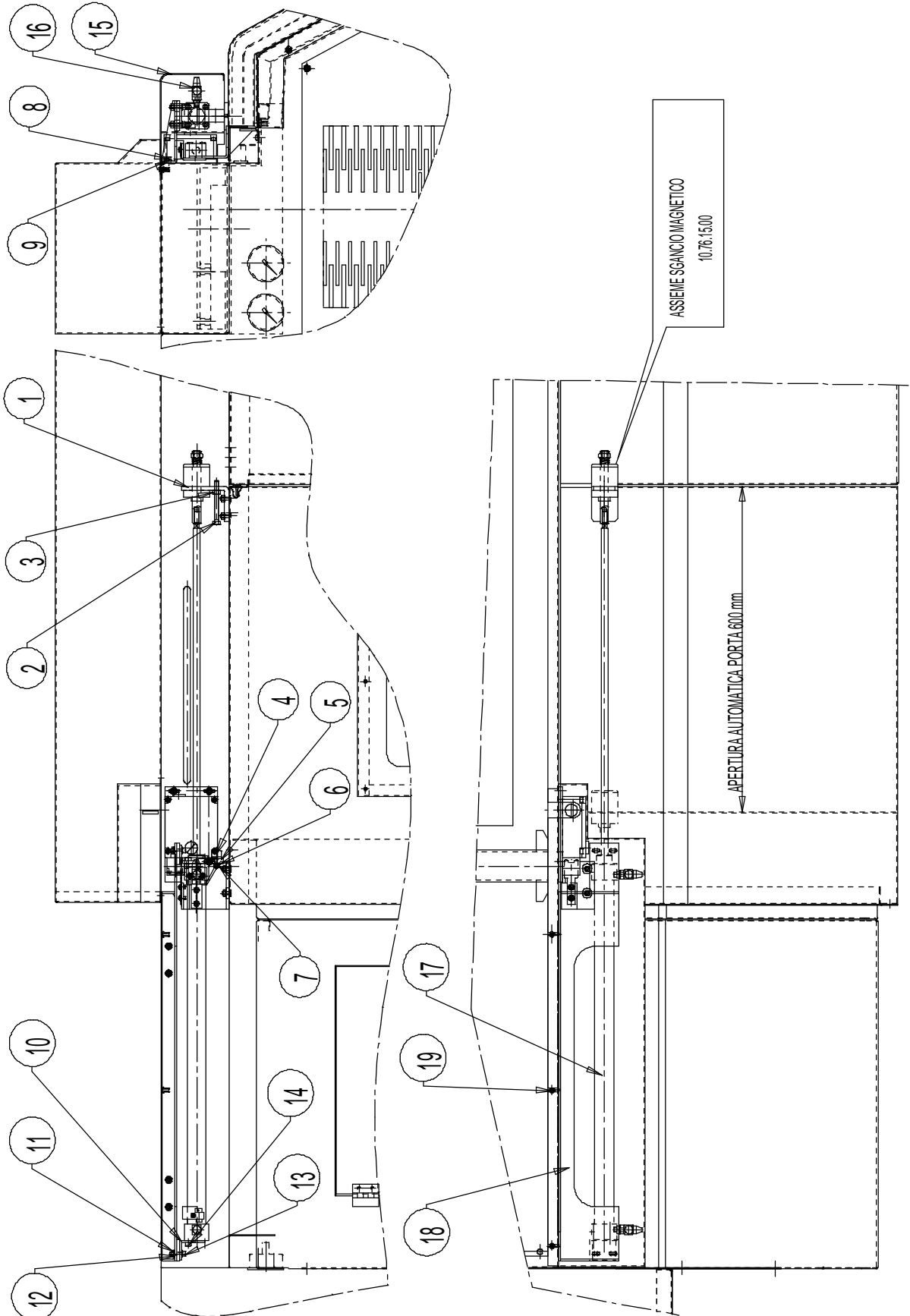
Description
DOOR APERTURE ASSEMBLY

N.dis. **10.76.42.00**

I.M. **0**

Capitolo **14**

Data **09/05/2000**





Description
DOOR APERTURE ASSEMBLY

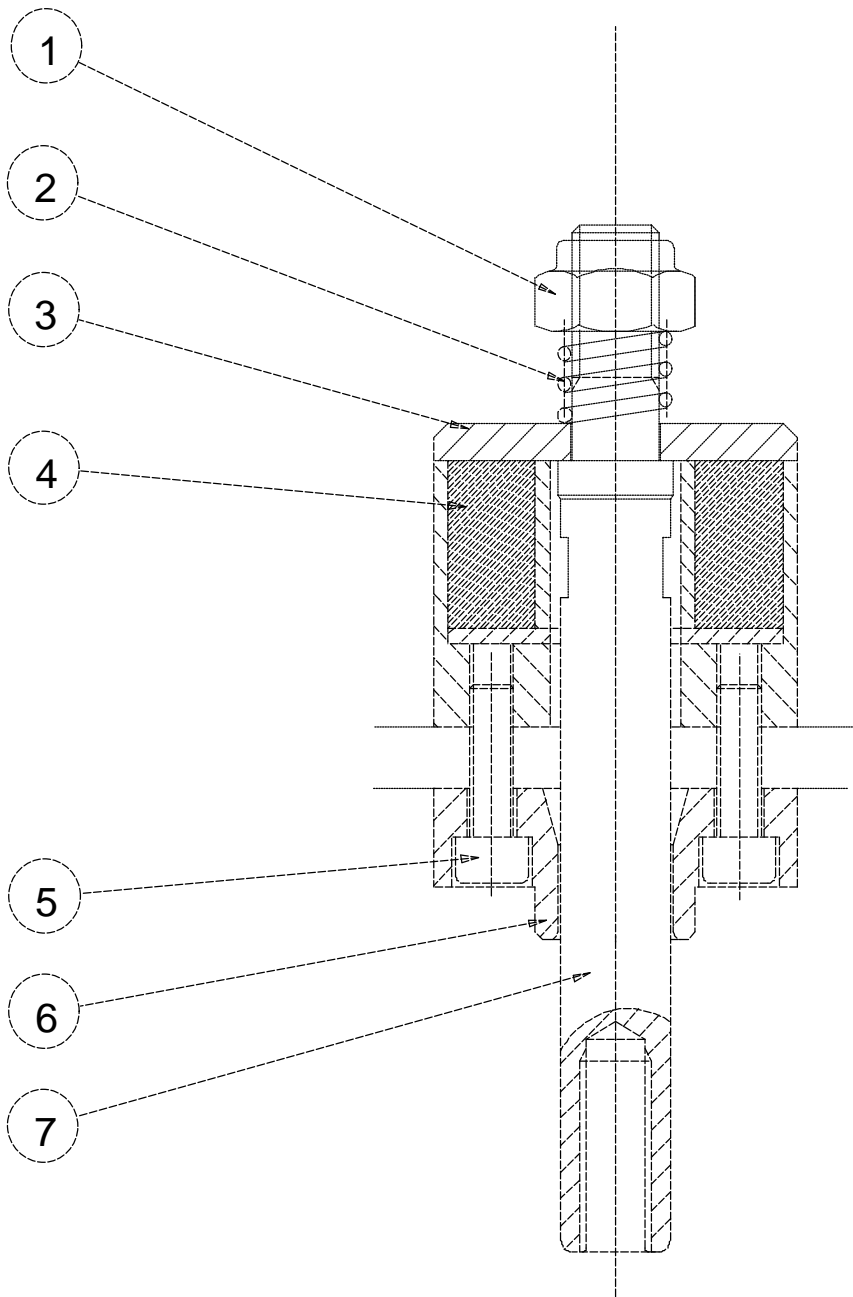
N.dis. **10.76.42.00**

I.M. **0**

Capitolo **14**

Data **09/05/2000**

PO	CODE	I.M.	CONSTRUCTOR	DESCRIPTION CONSTRUCTOR CODE	QU.
1	10.76.19.03	2		MAGNETIC SUPPORT RELEASE BRACKET	1
2	T252-00218	0		SCREW UNI 5737 M 8x70	1
3	T075-00030	0		NUT UNI 5588 M 8	1
4	T008-00006	0	PANTECNICA	VIBRATION DAMPING 20x15 KD20/15	1
5	10.76.19.02	0		SUPPORT	1
6	T201-00017	0		WASHER UNI 6592 6.4x12.5	1
7	T075-00029	0		NUT UNI 5588 M 6	1
8	T252-00375	0		SCREW UNI 5931 M 6x18	4
9	T201-00017	0		WASHER UNI 6592 6.4x12.5	4
10	T168-00015	0	TELEMECANIQUE	FOOT PAE-ZE132	2
11	T075-00029	0		NUT UNI 5588 M 6	4
12	T201-00017	0		WASHER UNI 6592 6.4x12.5	8
13	T252-00146	0		SCREW UNI 5931 M 6x25	4
14	T252-00370	0		SCREW UNI 5931 M 6x12	6
15	10.76.42.02	0		GUARD	1
16	T194-00023	0	TELEMECANIQUE	1/8" PNEUMATIC REGULATOR PWR-A1488	2
17	T057-00330	0	TELEMECANIQUE	CYLINDER ISO 6431 PAE-A5232-600	1
18	10.76.42.01	0		CYLINDER SUPPORT	1
19	T252-00137	0		SCREW UNI 7380 M 5x16	3

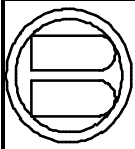


CARATTERISTICHE:

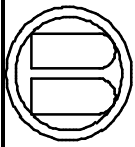
DIMENSIONI: $\phi 50 \times \phi 18 \times 35$ (MAGNETE)

$\phi 50 \times \phi 12.2 \times 5$ (DISCO)

FORZA DI ATTRAZIONE: 6-8 Kg

**Biglia***Description***MAGNETIC RELEASE ASSEMBLY***N.dis.* **10.76.15.00**I.M. **0***Capitolo* **14***Data* **03/04/1996**

PO	CODE	I.M.	CONSTRUCTOR	DESCRIPTION CONSTRUCTOR CODE	QU.
1	T075-00061	0		SELF-LOCKING NUT UNI 7473 M 12	1
2	10.76.15.05	0		SPRING	1
3	10.76.15.02	0		DISK	1
4	10.76.15.01	0		MAGNET RING	1
5	T252-00376	0		SCREW UNI 5931 M 6x20	2
6	10.76.15.04	0		CENTERING BUSH	1
7	10.76.15.03	0		PIN	1



Biglia

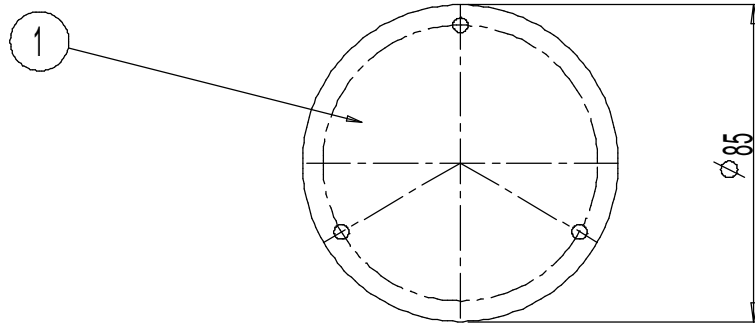
Description
PARTS ASSEMBLY

N.dis. **10.96.21.00**

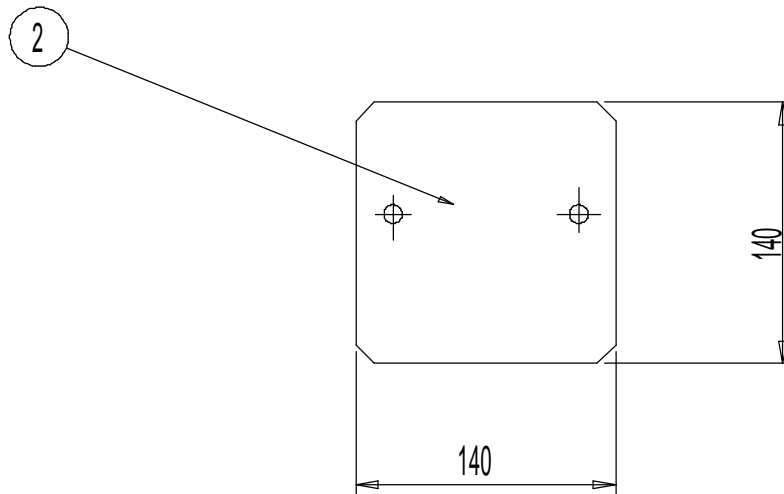
I.M. **1**

Capitolo **20**

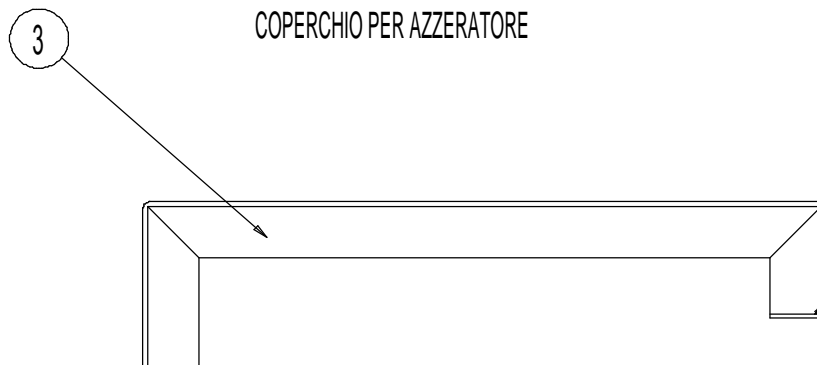
Data **10/11/2000**



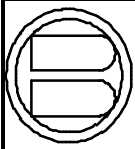
TAPPO OCCLUSIONE MANOMETRO



COPERCHIO PER AZZERATORE



STAFFA BLOCCAGGIO CARRI



Biglia

Description
PARTS ASSEMBLY

N.dis. **10.96.21.00**

I.M. **1**

Capitolo **20**

Data **10/11/2000**

PO	CODE	I.M.	CONSTRUCTOR	DESCRIPTION CONSTRUCTOR CODE	QU.
1	10.53.69.66	0		PRESSURE GAUGE PLUG	1
2	10.96.21.10	0		COVER	1
3	10.98.66.04	2		BRACKET	1

officine E.BIGLIA & C. S.p.A.

Via Martiri della libertà, N° 31 14045 INCISA SCAPACCINO (ASTI) ITALIA
TEL: 0141 - 7831 FAX: 0141 - 783327 E.mail: biglia@bigliaspa.it Internet: www.bigliaspa.it